



Products made  
with post-consumer  
recycled plastic  
(HDPE, #2)

# Polly Products

**GREEN PRODUCTS FOR A GREEN WORLD**





# WHY BUY FROM POLLY PRODUCTS?

**E**CO-FRIENDLY. We are proud to supply an environmentally responsible, expertly crafted product to the marketplace. A 100% recycled plastic product providing a durable alternative to other materials that are robbing our environment of valuable natural resources. "Green Products for a Green World" is our contribution to the saving of the planet. Polly Products are versatile and stylish and are found in schools, hospitals, parks, trails, sports and recreation facilities.

**M**AINTENANCE FREE with no need for yearly storage! Manufactured with unsurpassed sustainability. No need to stain, re-paint or replace boards due to rotting or splintering. We use stainless steel fasteners on ALL our products because stainless steel will not rust or corrode.

Our products are not only manufactured from recycled plastic, but they can be recycled! By recycling all of our production scrap pieces, we have minimal production waste and limited impact on the environment.

Our beautiful and colorful mascot, the Polly Parrot originates from the rainforest. Both the parrots and the rainforest face extinction if we do not change the way we treat the world we live in. Join the Green Revolution and buy Polly Products.



8 plastic milk jugs = 1 pound

8' picnic table = 400 pounds



3,200 milk jugs = 1 picnic table



# QUALITY PEOPLE QUALITY PRODUCTS

**Q**UALITY that will last a lifetime. That is our goal with every Polly product. Located in a rural Michigan farming community, Polly Products' owners and workforce share the values that have made our country great. Hard work, honesty, and the desire to deliver quality products is the mainstay of rural America.

Since plastic takes hundreds of years to degrade, our products last a lifetime. We want you to enjoy using our products for life! Durability and quality are of the utmost importance when designing, manufacturing and shipping our products. Attractive designs combined with an earth friendly material make our products unique. The decorative black frames found on the Cambridge benches, Silhouette benches and select tables are designed to look like black wrought iron without the inevitable rust and maintenance.

We follow a strict protocol for production and testing. Each product has to pass a Quality Checklist before leaving the factory. Some of our products have components pre-assembled to save you time and money. Each product comes with **fully illustrated, step-by-step and easy-to-follow instructions.**

JOIN US ON YOUR FAVORITE  
SOCIAL MEDIA!!



<https://www.facebook.com/park.benches.picnic.tables>



[https://twitter.com/park\\_\\_benches](https://twitter.com/park__benches)



<http://www.youtube.com/user/PollyProducts/videos>



<http://www.pinterest.com/pollyproducts/>





## Our GREEN Mission

**P**olly Products maintains the highest standards for ecological conservation in both business practices and product development. We understand that environmental activism and the creation of sustainable technologies is not just a fad—it's the future!

Our green initiatives reflect our commitment to providing our customers with durable, classic looking alternatives to traditional metal, wood and wood-composite products. HDPE (high density polyethylene), the plastic used to make Polly Products, creates no harmful emissions during its production or as it is used by the consumer.



We start our molding process by purchasing 100% post-consumer recycled plastics, then add colorant and UV stabilizers to protect the finished products from the damaging rays of the sun. The end result is maintenance free products that will provide years of carefree service. Re-use of waste plastic is preferable to both the creation of new plastic and the addition of old plastic to the waste stream, which is why at least 95% of the plastic we use in our manufacturing process is post-consumer recycled plastic. Our product is one of the most environmentally friendly products available. All of the plastic material in our lumber is recyclable at the end of its use.

- Polly Products Contents:**  
 HDPE High Density Polyethylene (#2 plastic)
- Milk Jugs
  - Detergent bottles
  - 5-gallon food-grade buckets
  - UV stabilizers to protect from sun fading
  - Color and molding enhancers

	Recycled Plastic	Natural Lumber	Treated Lumber	Steel	Aluminum	Concrete
Environmentally Friendly	Best	Good	Poor	Fair	Good	Good
Maintenance Free (Painting, Staining, etc)	Best	Poor	Poor	Poor	Fair	Good
Rust, Rot or Decay	Best	Fair	Good	Poor	Good	Fair
Splitting / Splinter	Best	Poor	Poor	Best	Best	Good
Moisture Resistant	Best	Poor	Fair	Good	Good	Fair
Insect Resistant	Best	Poor	Poor	Good	Good	Fair
Resistant to salt and corrosive materials	Best	Good	Good	Poor	Fair	Poor
Resistant to extreme weather	Best	Fair	Fair	Good	Good	Fair
Hygienic	Best	Poor	Poor	Fair	Good	Fair
<b>Total Long Term Value</b>	<b>Best</b>	<b>Poor</b>	<b>Fair</b>	<b>Fair</b>	<b>Good</b>	<b>Fair</b>
<b>500 years for plastics to decompose, best for recycling longevity.</b>						





## TABLE OF CONTENTS

BENCHES.....	6
FLAT BENCHES.....	19
MEMORIAL BENCHES.....	26
Donate A Bench	24
Buddy Bench	25
Engraving	26
Plaques	30
PICNIC TABLES.....	32
MESSAGE CENTERS & SIGNS.....	48
Literature Racks	53
TRASH/RECYCLE RECEPTACLES....	54
STREETSCAPE PLANTERS.....	61
BIKE RACKS.....	64
MILE MARKERS.....	64
BENCH ENDS.....	65

Anchor Kits	47
Surface Mount kit for posts	47
Return & Shipping policies	67

LOOK FOR THESE SYMBOLS INSIDE:



Product has ADA or wheelchair accessible version



Product can be personalized with engraving or plaque





- Recycled plastic will not rust, peel or flake
- Able to withstand temperature extremes



- Stainless steel fasteners will not rust or corrode
- Plastic boards won't rot or splinter

- Made with 100% recycled plastic
- Keeps plastic out of landfills

# BENCHES



Polly Products manufactures designer benches that represent style and purpose. All of our benches come with or without arms and are available in many different styles and colors.

Polly Products manufactures all of the materials for our benches. We offer the widest range of 100% Recycled Plastic park benches in the marketplace today. Our benches can be found in school play areas, common areas, parks, trail side, shopping areas, nature learning centers, sport/recreational facilities - both inside and outside.

## Our Bench Products Feature:

- Graffiti resistant - most paints/inks wash off
- No need to paint or stain
- Commercial grade durability
- Fully illustrated step-by-step assembly instructions

\*Note: Color accuracy can vary considerably on computer monitors and printers. You can obtain plastic board color samples by calling 1-877-609-2243 before making critical color choices.





## The Cambridge Bench

The look of cast iron with the durability of recycled plastic is the signature of the Green Scapes line of outdoor furniture. The Cambridge bench provides the same characteristics usually found in a more costly bench. Made with bullnose 2" x 4" and smaller 2" x 2" board profiles.


Optional  
Anchoring Kit  
for all products!  
pg. 47

KEY	ITEM	WEIGHT	DESCRIPTION	DIMENSIONS	MILK JUGS RECYCLED	WEIGHT CAPACITY
A	CB4B	72 lbs	4ft Cambridge bench	26-3/4"W x 30-1/4"H	576	400 lbs
B	CB4BA	79 lbs	4ft Cambridge bench with arms	26-3/4"W x 30-1/4"H	632	400 lbs
C	CB6B	109 lbs	6ft Cambridge bench	26-3/4"W x 30-1/4"H	872	675 lbs
	CB6BA	115 lbs	6ft Cambridge bench with arms	26-3/4"W x 30-1/4"H	920	675 lbs
	CB8B	146 lbs	8ft Cambridge bench	26-3/4"W x 30-1/4"H	1168	900 lbs
	CB8BA	152 lbs	8ft Cambridge bench with arms	26-3/4"W x 30-1/4"H	1216	900 lbs



Available Board Color Options

Frame in Black only.



Engraving options are available on pages 26-29.





# BENCHES




## The Elite Bench


The Elite bench demonstrates a stylish design for a functional application. The best, the privileged, the cream of the crop - these words describe our Elite bench! Modern and comfortable, this bench will add lasting class to your business, park or common area. Made with sandwiched 1-1/4" x 3" boards for a unique look.



Frame Color Options



Available Board Color Options



KEY	ITEM	WEIGHT	DESCRIPTION	DIMENSIONS	MILK JUGS RECYCLED	WEIGHT CAPACITY
	EB4B	113 lbs	4ft Elite bench	26-1/8"W x 32-3/4"H	904	400 lbs
	EB4BA	122 lbs	4ft Elite bench with arms	26-1/8"W x 32-3/4"H	976	400 lbs
A	EB6B	188 lbs	6ft Elite bench	26-1/8"W x 32-3/4"H	1504	675 lbs
	EB6BA	197 lbs	6ft Elite bench with arms	26-1/8"W x 32-3/4"H	1576	675 lbs
	EB8B	226 lbs	8ft Elite bench	26-1/8"W x 32-3/4"H	1808	900 lbs
B	EB8BA	235 lbs	8ft Elite bench with arms	26-1/8"W x 32-3/4"H	1880	900 lbs







## The Park Classic Bench



The Park Classic is a bench designed for comfort & style. The ball top bench end displays extra style. The 2" x 4" seats have rounded edges, providing extra comfort and a wide seat. The sleek arms are a welcome addition for comfort and stability to sit or stand back up.



Optional  
Anchoring Kit  
for all products!  
pg.47

Frame Color Options



Available Board Color Options



KEY	ITEM	WEIGHT	DESCRIPTION	DIMENSIONS	MILK JUGS RECYCLED	WEIGHT CAPACITY
	PC4B	91 lbs	4ft Park Classic bench	28-3/8"W x 33-7/8"H	728	400 lbs
	PC4BA	94 lbs	4ft Park Classic with arms	28-3/8"W x 33-7/8"H	752	400 lbs
	PC6B	131 lbs	6ft Park Classic bench	28-3/8"W x 33-7/8"H	1048	675 lbs
C	PC6BA	134 lbs	6ft Park Classic with arms	28-3/8"W x 33-7/8"H	1072	675 lbs
D	PC8B	175 lbs	8ft Park Classic bench	28-3/8"W x 33-7/8"H	1400	900 lbs
	PC8BA	178 lbs	8ft Park Classic with arms	28-3/8"W x 33-7/8"H	1424	900 lbs



# BENCHES

B



A



## The Silhouette Bench

The Silhouette backed bench truly has no peer. The detail found in the bench frame is similar to what is found in cast iron but is made with 100% recycled plastic. This bench also has rounded edges on all outer slats for added comfort. Made with 2" x 4" boards.

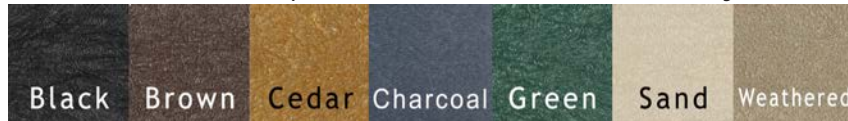
Optional  
Anchoring Kit  
for all products!  
pg.47



Plaque options are available on pages 30-31.

Available Board Color Options

Frame in Black only.



KEY	ITEM	WEIGHT	DESCRIPTION	DIMENSIONS	MILK JUGS RECYCLED	WEIGHT CAPACITY
	SB4B	76 lbs	4ft Silhouette bench	26-3/4"W x 30-1/4"H	608	400 lbs
	SB4BA	82 lbs	4ft Silhouette with arms	26-3/4"W x 30-1/4"H	656	400 lbs
A	SB6B	114 lbs	6ft Silhouette bench	26-3/4"W x 30-1/4"H	912	675 lbs
B	SB6BA	120 lbs	6ft Silhouette with arms	26-3/4"W x 30-1/4"H	960	675 lbs
	SB8B	152 lbs	8ft Silhouette bench	26-3/4"W x 30-1/4"H	1216	900 lbs
	SB8BA	158 lbs	8ft Silhouette with arms	26-3/4"W x 30-1/4"H	1264	900 lbs





## The Monarque Bench

A Monarque bench provides commercial quality with an architectural design. This "King of Benches" was Polly's first designer bench. The upscale bench frames make it the product of choice, suitable for any setting. The optional arms really add that special pizzazz! Made with 2" x 4" boards.



Frame Color Options



Available Board Color Options



KEY	ITEM	WEIGHT	DESCRIPTION	DIMENSIONS	MILK JUGS RECYCLED	WEIGHT CAPACITY
	MB4B	86 lbs	4ft Monarque bench	29"W x 32-3/8"H	688	400 lbs
	MB4BA	92 lbs	4ft Monarque with arms	29"W x 32-3/8"H	736	400 lbs
C	MB6B	129 lbs	6ft Monarque bench	29"W x 32-3/8"H	1032	675 lbs
D	MB6BA	135 lbs	6ft Monarque with arms	29"W x 32-3/8"H	1080	675 lbs
	MB8B	172 lbs	8ft Monarque bench	29"W x 32-3/8"H	1376	900 lbs
	MB8BA	178 lbs	8ft Monarque with arms	29"W x 32-3/8"H	1424	900 lbs



# BENCHES



## The Landmark Bench

A Landmark bench is the height of function and form! The bold look of this bench is accomplished by the wide, 2" x 10" board for the back with 2" x 6" boards for the seat. Add arms for extra comfort.

Plaques and engraving can be added for memorials, advertisements or any message you wish. Buy now and put your message bench in that special spot! This is a perfect bench for business logos.

Engraving details are available on pages 26-29.

### Frame Color Options



### Available Board Color Options



KEY	ITEM	WEIGHT	DESCRIPTION	DIMENSIONS	MILK JUGS RECYCLED	WEIGHT CAPACITY
	LB4B	94 lbs	4ft Landmark bench	26-1/8"W x 33-3/8"H	752	400 lbs
	LB4BA	97 lbs	4ft Landmark with arms	26-1/8"W x 33-3/8"H	776	400 lbs
A	LB6B	142 lbs	6ft Landmark bench	26-1/8"W x 33-3/8"H	1136	675 lbs
B	LB6BA	145 lbs	6ft Landmark with arms	26-1/8"W x 33-3/8"H	1160	675 lbs
	LB8B	188 lbs	8ft Landmark bench	26-1/8"W x 33-3/8"H	1504	900 lbs
	LB8BA	191 lbs	8ft Landmark with arms	26-1/8"W x 33-3/8"H	1528	900 lbs





## The Deluxe Bench

The Deluxe bench is designed to provide comfort for the user. The 2" x 4" boards provide a wide seat and full back support for your sitting pleasure. The Deluxe excels in comfort, appearance and durability.


The arms provide comfort and discourage skate boarders from grinding the front edge off the seat. Add engraving to personalize your bench. Details for engraving are on pages 26-29.

Frame Color Options



Optional  
Anchoring Kit  
for all products!  
pg. 47

Available Board Color Options



KEY	ITEM	WEIGHT	DESCRIPTION	DIMENSIONS	MILK JUGS RECYCLED	WEIGHT CAPACITY
C	DB4B	87 lbs	4ft Deluxe bench	26-1/8"W x 32-1/2"H	696	400 lbs
	DB4BA	90 lbs	4ft Deluxe with arms	26-1/8"W x 32-1/2"H	720	400 lbs
	DB6B	131 lbs	6ft Deluxe bench	26-1/8"W x 32-1/2"H	1048	675 lbs
D	DB6BA	134 lbs	6ft Deluxe with arms	26-1/8"W x 32-1/2"H	1072	675 lbs
E	DB8B	175 lbs	8ft Deluxe bench	26-1/8"W x 32-1/2"H	1400	900 lbs
	DB8BA	178 lbs	8ft Deluxe with arms	26-1/8"W x 32-1/2"H	1424	900 lbs






# BENCHES



## The Traditional Bench

The Traditional series of benches are the oldest and most popular bench we offer. A Traditional design with you in mind! This bench is built for durability. The extra wide 2" x 6" boards provide added comfort and a great canvas for your plaque or engraved message! (pg. 26-31)

KEY	ITEM	WEIGHT	DESCRIPTION	DIMENSIONS	MILK JUGS RECYCLED	WEIGHT CAPACITY
	TB4B	98 lbs	4ft Traditional bench	26-1/8"W x 32-1/2"H	784	400 lbs
A	TB4BA	101 lbs	4ft Traditional with arms	26-1/8"W x 32-1/2"H	808	400 lbs
B	TB6B	145 lbs	6ft Traditional bench	26-1/8"W x 32-1/2"H	1160	675 lbs
	TB6BA	148 lbs	6ft Traditional with arms	26-1/8"W x 32-1/2"H	1184	675 lbs
	TB8B	195 lbs	8ft Traditional bench	26-1/8"W x 32-1/2"H	1560	900 lbs
C	TB8BA	198 lbs	8ft Traditional with arms	26-1/8"W x 32-1/2"H	1584	900 lbs



Frame Color Options



Available Board Color Options







## The Economizer Traditional Bench



The Economizer Traditional bench was designed for the budget minded. This bench provides comfort, quality and the same durability that is found in all the Polly benches at a more economical price. The same style as the Traditional but we use slightly thinner 1-1/2" x 5" boards.




Optional Anchoring Kit for all products! pg. 47


Engraving options are available on page 26-29.

KEY	ITEM	WEIGHT	DESCRIPTION	DIMENSIONS	MILK JUGS RECYCLED	WEIGHT CAPACITY
D	ET4B	85 lbs	4ft Economizer Traditional bench	26-1/8"W x 32-1/4"H	680	400 lbs
	ET4BA	88 lbs	4ft Economizer Traditional with arms	26-1/8"W x 32-1/4"H	704	400 lbs
E	ET6B	118 lbs	6ft Economizer Traditional bench	26-1/8"W x 32-1/4"H	944	675 lbs
F	ET6BA	121 lbs	6ft Economizer Traditional with arms	26-1/8"W x 32-1/4"H	968	675 lbs
	ET8B	169 lbs	8ft Economizer Traditional bench	26-1/8"W x 32-1/4"H	1352	900 lbs
	ET8BA	172 lbs	8ft Economizer Traditional with arms	26-1/8"W x 32-1/4"H	1376	900 lbs

Frame Color Options



Available Board Color Options





# BENCHES



Engraving options are available on pages 26-29.

## The Economizer Bench


The Economizer bench was designed for those on a tight budget. Made with 1-1/4" x 3" boards, this bench provides our most economical price point while featuring the same durability of any Polly bench. If you are looking for a long lasting bench that is also affordable, this is the one for you!



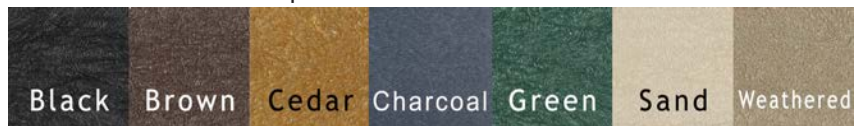
Optional  
Anchoring Kit  
for all products!  
pg.47



Frame Color Options



Available Board Color Options



KEY	ITEM	WEIGHT	DESCRIPTION	DIMENSIONS	MILK JUGS RECYCLED	WEIGHT CAPACITY
	EM4B	72 lbs	4ft Economizer bench	26-1/8"W x 32-1/4"H	576	400 lbs
A	EM4BA	75 lbs	4ft Economizer with arms	26-1/8"W x 32-1/4"H	600	400 lbs
	EM6B	114 lbs	6ft Economizer bench	26-1/8"W x 32-1/4"H	912	675 lbs
B	EM6BA	117 lbs	6ft Economizer with arms	26-1/8"W x 32-1/4"H	936	675 lbs
	EM8B	152 lbs	8ft Economizer bench	26-1/8"W x 32-1/4"H	1216	900 lbs
	EM8BA	155 lbs	8ft Economizer with arms	26-1/8"W x 32-1/4"H	1240	900 lbs





## The Traditional ADA Compliant Bench

This bench is sturdy, yet comfortable. The seating is wide with double 2" x 10" boards. The back is made of two 2" x 6" boards with the addition of a 2" x 10" board for height. Arms are standard to comply with current ADA standards.




KEY	ITEM	WEIGHT	DESCRIPTION	DIMENSIONS	MILK JUGS RECYCLED	WEIGHT CAPACITY
C	TB4HA	164 lbs	4ft ADA Compliant bench with arms	26-1/8"W x 36-3/8"H	1312	400 lbs
D	TB6HA	189 lbs	6ft ADA Compliant bench with arms	26-1/8"W x 36-3/8"H	1512	675 lbs
E	TB8HA	253 lbs	8ft ADA Compliant bench with arms	26-1/8"W x 36-3/8"H	2024	900 lbs

Frame Color Options



Available Board Color Options





# BENCHES




## The Willow Bench

The Willow bench brings to mind tranquility, resilience and strength. The airy structure lets gentle breezes flow through and unparalleled comfort while reading, watching the waves roll in, or enjoying lunch in the fresh air.

Like all Polly Products, the Willow is made with 100% post-consumer recycled plastic with stainless steel fasteners for durability in salt-water, desert, or northern climates.

Available Board Color Options

Frame in black only.



KEY	ITEM	WEIGHT	DESCRIPTION	DIMENSIONS	MILK JUGS RECYCLED	WEIGHT CAPACITY
	WB4B	67 lbs	4ft Willow Bench	26-5/8"W x 30"H	536	400 lbs
	WB4BA	74 lbs	4ft Willow Bench with arms	26-5/8"W x 30"H	592	400 lbs
A	WB6B	100 lbs	6ft Willow Bench	26-5/8"W x 30"H	800	675 lbs
B	WB6BA	107 lbs	6ft Willow Bench with arms	26-5/8"W x 30"H	856	675 lbs
	WB8B	133 lbs	8ft Willow Bench	26-5/8"W x 30"H	1064	900 lbs
	WB8BA	140 lbs	8ft Willow Bench with arms	26-5/8"W x 30"H	1120	900 lbs



# FLAT BENCHES

## The Cambridge Flat Bench

The Cambridge Flat bench has the same decorative seating style as the backed Cambridge series. Buy now and enjoy for a lifetime. Made with two bullnose 2" x 4" boards and 4 of the smaller 2" x 2" boards. The flat bench legs are available in Black, Brown or Green.



KEY	ITEM	WEIGHT	DESCRIPTION	DIMENSIONS	MILK JUGS RECYCLED	WEIGHT CAPACITY
	CB4F	53 lbs	4ft Cambridge flat	19-5/8"D x 18"H	424	325 lbs
A	CB6F	80 lbs	6ft Cambridge flat	19-5/8"D x 18"H	640	675 lbs
	CB8F	107 lbs	8ft Cambridge flat	19-5/8"D x 18"H	856	900 lbs


Optional Anchoring Kit for all products! pg. 47



## The Elite Flat Bench


This Elite Flat bench is the perfect place to sit and reflect on the day. The upscale Elite collection will enhance any location. Our slatted design is great for outdoor use because the rainwater will run right through. Made with 1-1/4" x 3" sandwiched boards for a unique, yet sturdy look.

You can engrave the front edge of this bench for a garden seat or graveside memorial bench. See pages 26 -29 for engraving details.




KEY	ITEM	WEIGHT	DESCRIPTION	DIMENSIONS	MILK JUGS RECYCLED	WEIGHT CAPACITY
	EB4F	61 lbs	4ft Elite flat	19-5/8"W x 18"H	488	325 lbs
	EB6F	97 lbs	6ft Elite flat	19-5/8"W x 18"H	776	675 lbs
B	EB8F	120 lbs	8ft Elite flat	19-5/8"W x 18"H	960	900 lbs

Frame Color Options



Available Board Color Options





# FLAT BENCHES

## The Deluxe Flat Bench

Our Deluxe Flat bench is ideal for a variety of settings; from a sophisticated mall to a quiet garden or sidelines on a soccer field. The Deluxe collection utilizes 2" x 4" boards for a wider seat. Durability and style are a bonus.



KEY	ITEM	WEIGHT	DESCRIPTION	DIMENSIONS	MILK JUGS RECYCLED	WEIGHT CAPACITY
	DB4F	56 lbs	4ft Deluxe flat	19-5/8"W x 18"H	448	325 lbs
A	DB6F	85 lbs	6ft Deluxe flat	19-5/8"W x 18"H	680	675 lbs
	DB8F	113 lbs	8ft Deluxe flat	19-5/8"W x 18"H	904	900 lbs




## The Park Classic Flat Bench

The Park Classic bench seat is a perfect addition where a little more style is required. The elegant, sleek design is made with 2" x 4" board profiles with bullnosed outer boards for extra comfort and a more finished look.


Optional  
Anchoring Kit  
for all products!  
pg. 47

KEY	ITEM	WEIGHT	DESCRIPTION	DIMENSIONS	MILK JUGS RECYCLED	WEIGHT CAPACITY
	PC4F	55 lbs	4ft Park Classic flat	19-5/8"W x 18"H	440	325 lbs
B	PC6F	85 lbs	6ft Park Classic flat	19-5/8"W x 18"H	680	675 lbs
	PC8F	113 lbs	8ft Park Classic flat	19-5/8"W x 18"H	904	900 lbs

Frame Color Options



Available Board Color Options





## The Economizer-Traditional Flat Bench

The Polly Products Economizer Traditional Flat bench features 1-1/4" x 5" boards that offer all of the benefits of any Polly bench but at a lower cost to you! All of our products are hand made in the USA and are eco-friendly.



KEY	ITEM	WEIGHT	DESCRIPTION	DIMENSIONS	MILK JUGS RECYCLED	WEIGHT CAPACITY
	ET4F	53 lbs	4ft Economizer Traditional flat	19-5/8"W x 18"H	424	325 lbs
C	ET6F	80 lbs	6ft Economizer Traditional flat	19-5/8"W x 18"H	640	675 lbs
	ET8F	120 lbs	8ft Economizer Traditional flat	19-5/8"W x 18"H	960	900 lbs



## The Economizer Flat Bench

The Economizer Flat bench is our most economical solution for any area where a flat bench is required. It allows users to sit comfortably and enjoy their indoor or outdoor surroundings.


The Economizer Flat is only offered in 6ft and 8ft lengths. Manufactured with smaller boards: 1-1/4" x 3".

KEY	ITEM	WEIGHT	DESCRIPTION	DIMENSIONS	MILK JUGS RECYCLED	WEIGHT CAPACITY
D	EM6F	53 lbs	6ft Economizer flat	19-5/8"W x 18"H	424	675 lbs
	EM8F	71 lbs	8ft Economizer flat	19-5/8"W x 18"H	568	900 lbs

Frame Color Options



Available Board Color Options





# FLAT BENCHES

## The Landmark Flat Bench

The Landmark bench series is perfect for use in wet locations such as locker rooms, swimming areas or outdoor showers. Like all Polly benches, it will never rot or peel, is hygienic and impervious to moisture. The simple design provides utility and purpose. Made with one wide 2" x 10" board profile.



KEY	ITEM	WEIGHT	DESCRIPTION	DIMENSIONS	MILK JUGS RECYCLED	WEIGHT CAPACITY
A	LB4F	40 lbs	4ft Landmark flat	19-5/8"W x 18"H	320	325 lbs
	LB6F	61 lbs	6ft Landmark flat	19-5/8"W x 18"H	488	675 lbs
	LB8F	81 lbs	8ft Landmark flat	19-5/8"W x 18"H	648	900 lbs

## The Traditional Flat Bench


The Traditional Flat bench is a time-tested design with wide, 2" x 6" seat boards. The bench is ideal for many locations: seating in a locker room, in a garden, or a place to remove your shoes in the mudroom. The Traditional flat bench is attractive and functional.




Optional Anchoring Kit for all products! pg.47

KEY	ITEM	WEIGHT	DESCRIPTION	DIMENSIONS	MILK JUGS RECYCLED	WEIGHT CAPACITY
B	TB4F	62 lbs	4ft Traditional flat	19-5/8"W x 18"H	496	325 lbs
	TB6F	94 lbs	6ft Traditional flat	19-5/8"W x 18"H	752	675 lbs
	TB8F	121 lbs	8ft Traditional flat	19-5/8"W x 18"H	968	900 lbs

### Frame Color Options



### Available Board Color Options





# The Impact of Recycling

Plastics are valuable materials that should be recycled. By doing more with less, plastic products and packages help promote energy efficiency, reduce greenhouse gas emissions and conserve resources.

## Reduced Oil Consumption

Manufacturers make plastic from crude oil derivatives or natural gas, so making more plastic consumes an increasing amount of non-renewable fossil fuel. The amount of oil required to produce a plastic bottle is enough to fill a quarter of the bottle. Plastic recycling reduces oil consumption, thereby helping to extend the lifespan of our remaining reserves.

## Saving Energy

To produce plastic, manufacturers must chemically alter crude oil derivatives. One common technique is radical polymerization, which typically involves compressing the reactants to about one thousand times atmospheric pressure and heating them to 100 degrees Celsius or higher. This technique consumes a considerable amount of energy. Recycling plastic still uses energy, because the plastic must be shredded, cleaned, melted and remolded, but it usually requires less energy than making fresh plastic.

## Reducing Waste

Plastics are durable; they are tough and inert, which makes them very useful in many products. Unfortunately, they're so durable that they break down very slowly in a landfill (up to 1,000 years!). When plastics find their way into the environment -- into the ocean, for example -- they can break down sooner, but still take 450 years to biodegrade in the ocean. Plastic is ingested by aquatic life and eventually, by humans.



## Time it takes for garbage to decompose in the environment \*

<i>Glass Bottle.....</i>	<i>1 million years</i>
<i>Monofilament Fishing Line.....</i>	<i>600 years</i>
<i>Plastic Beverage Bottles.....</i>	<i>450 years</i>
<i>Disposable Diapers.....</i>	<i>450 years</i>
<i>Aluminum Can.....</i>	<i>80-200 years</i>
<i>Foamed Plastic Buoy.....</i>	<i>80 years</i>
<i>Foamed Plastic Cups.....</i>	<i>50 years</i>
<i>Rubber-Boot Sole.....</i>	<i>50-80 years</i>
<i>Tin Cans.....</i>	<i>50 years</i>
<i>Leather.....</i>	<i>50 years</i>
<i>Nylon Fabric.....</i>	<i>30-40 years</i>
<i>Plastic Film Container.....</i>	<i>20-30 years</i>
<i>Plastic Bag.....</i>	<i>10-20 years</i>
<i>Cigarette Butt.....</i>	<i>1-5 years</i>
<i>Wool Sock.....</i>	<i>1-5 years</i>
<i>Plywood.....</i>	<i>1-3 years</i>
<i>Waxed Milk Carton.....</i>	<i>3 months</i>
<i>Apple Core.....</i>	<i>2 months</i>
<i>Newspaper.....</i>	<i>6 weeks</i>
<i>Orange or Banana Peel.....</i>	<i>2-5 weeks</i>
<i>Paper Towel.....</i>	<i>2-4 weeks</i>



**100% Recycled Product**



**15-yr Warranty**

\* with exposure to sunlight, air and live microbes

Information Source: U.S. National Park Service; Mote Marine Lab, Sarasota, FL.



# Donate a Park Bench and support your local community!

Polly Products has developed a program to save money for state and local governments while providing necessary amenities, such as tables, benches, trash receptacles, bike racks and planters. Protect your budget and tax payer dollars by allowing citizens, local businesses and charitable groups to donate these products for your parks, city streets, schools and government buildings! You choose the style and color; they personalize it and donate the cost.

## 'Donate A Bench' Program Benefits

- **No cost to tax payers**
- **Promotes Local Businesses**
- **Supports Local Community Outreach**
- **Memorials for Veterans/Public Servants**
- **Memorialize Loved Ones**
- **Can be used for Fund Raising Programs**



## Qualities of Polly Products

"Maintenance Free", "Eco-Friendly" and "Lifelong Quality" are words synonymous with Polly Products.

- Made in the United States of America. Located in a rural Michigan farming community, Polly Product's owners and workforce share the values that have made our country great. Hard work, honesty, and the desire to deliver quality products is the mainstay of rural America.
- Using 100% Recycled Plastic
- Manufactured by American workers, all paying American taxes



## **Environmental Benefits of using Recycled Plastic Benches**

Earth-friendly and cost-effective. You can have both with our Indoor/outdoor benches and tables constructed of plastic lumber. Made from recycled milk jugs, this heavy-duty furniture is weather, rot and insect proof. Reduce replacement costs while you also help keep plastic and discarded wood furniture out of landfills. No Oil in the material (oil is not required for recycled plastic).

- Saves on precious metals
- Long lasting and Low Maintenance
- The plastic used for tables, benches, bike racks, trash receptacles and message boards will last hundreds of years
- UV protected coloring is used to resist fading
- Maintenance free: No painting or staining; No splinters
- Weather resistant
- Resistant to salt and other corrosive materials
- Insect resistant

# The

# Buddy Bench

The Buddy Bench concept originated with Christian Bucks, as a way to bring kids together to get to know each other and make new friends. Christian's idea began with fundraising for a single Polly Products bench, purchased from one of our product distributors, and placed at his school. It has since gone viral! His concept "to grow our dream circle of friends" promotes outreach, enabling children who may feel left out to find a playmate; teambuilding, as they work together to raise funds for a Buddy Bench; community service, as private citizens, civic organizations and businesses can donate a personalized Buddy Bench which includes their name or personal text. As Christian said, "We show we care about others when we ask others to play. I also hope that new friendships will be made because of the Buddy Bench."

Add your school name or a colorful engraving to make it YOUR Buddy Bench. See price list for individual prices. Buddy Bench is available in 4ft and 6ft styles.

The bench styles preferred for the Buddy Bench are the Landmark Bench, the Traditional Bench and the Economizer Traditional Bench. The earth-friendly Buddy Bench has matching trash and recyclable receptacles, bike racks and planters for design continuity at your site.



## HOW TO ORDER

It's as easy as 1, 2, 3!!

- 1 Choose your bench style:  
*Visit us online, we have 11 different styles to choose from!*
- 2 Add any engraving you desire:  
*Many schools add a school name or even a logo of the school mascot!*
- 3 Place your order:  
*Either call in, order online, or send over a Purchase Order form from your school office to begin processing.*

When your Buddy Bench arrives, hold a school assembly to educate your students about the Buddy Bench concept and get them excited!



# MEMORIAL BENCHES - Engraved

Each one of our various styles of recycled plastic benches can be personalized as a memorial bench, with a name and logo for advertising, as a Buddy Bench, or just add a pleasant comment or witticism. Engraving is an ideal way to personalize a Polly bench. Font size depends on the number of characters, but can vary from 1" up to 5" tall (on our Landmark Bench).

This option works great for message or memorial benches, company advertising or to honor a friend for an accomplishment. Each bench is a sustainable product that will endure in harsh outdoor conditions. Place a bench in a public location for all to see or keep in your home or garden.

Engraving is visible when not filled or you can include the optional color inlay to really make it pop and leave a lasting impression. See pictures on page 27, top right pic for an engraved bench without optional color resin inlay.

*\*Restrictions apply to font and number of characters, see page 28 for instructions. Final price is dependent on final design.  
\*\*Provide an electronic file of your logo or image (in pdf, jpeg, or DWG format) and our engineers will take it from there.*



## COLOR INLAY -- Check out our colorful Parrot!

We have 11 different colors of inlay we can use to add a splash of color to your engraving. We use polyester surfboard resin which contains UV inhibitors for long lasting outdoor protection. Color can be added to both engraved text and/or logo image.

*Final price is dependent on final design. See some pricing examples on page 29.*



colors listed in order from left to right:  
Black, Brown, Indigo, Keel Blue, Green, Teal, Gray, GoldenRod, Maize, OffWhite, Red







Side-centered plaque placement for the Traditional 6ft bench - black frame, cedar boards



This Traditional Bench does not have color inlay but still shows the engraving beautifully!



Landmark 8ft bench - black frame, cedar boards with black inlay added



Cambridge 6ft bench - black frame, cedar boards



The Elite Flat Bench is our only flat bench that we engrave because of the size of the front edge of the seat board.



# Times New Roman Lettering Guidelines

This is the Default Font if one is not specified. This is only a generalization – needed space will vary depending on the characters used, due to the width of each character. Spaces are included in character count. Font will be sized to best fit bench style.

## Deluxe, Economizer & Park Classic benches = 1.25” font is default size

Lettering	4’ Benches	6’ Benches	8’ Benches
all lower case	46	73	102
ALL CAPITAL	34	58	80
Upper & Lower	43	70	94

## Cambridge, Monarque & Silhouette benches = 1.50” font is default size

Lettering	4’ Benches	6’ Benches	8’ Benches
all lower case	35	58	81
ALL CAPITAL	27	44	61
Upper & Lower	34	55	77

## Landmark, Traditional & Economizer Traditional benches = 2” font size

Lettering	4’ Benches	6’ Benches	8’ Benches
all lower case	29	38	53
ALL CAPITAL	20	29	41
Upper & Lower	27	36	49

## Landmark, Traditional & Economizer Traditional benches = 3” font size

Lettering	4’ Benches	6’ Benches	8’ Benches
all lower case	19	29	41
ALL CAPITAL	14	21	29
Upper & Lower	18	26	36

## For Landmark Benches = 3” to 5” font

Lettering	4’ Benches	6’ Benches	8’ Benches
all lower case	10	17	23
ALL CAPITAL	8	11	15
Upper & Lower	9	15	20

# Example Process of Designing and Purchasing Your Memorial Bench

First you choose your style of bench. In Example 1, we chose the 6ft Deluxe Backed Bench in black frame and sand boards.

The bench is to memorialize the fallen veterans and riders of a local club. There are two logos (images) on the bench, pre-approved by the engineering department. Since the bench has 3 back boards we decide to use all three although some customers only engrave one or two backboards.



## Pricing for the above Example Order:

Deluxe 6ft bench	1 bench	\$ 416
price of each logo is \$88	we chose 2 logos	\$ 176
color inlay the inside of each logo (\$21 each)	we fill 2 logos	\$ 42
price for engraving line of text is \$80 per line/board	we have 3 lines/boards	\$ 240
color inlay for lines of text \$44 per line/board	color for all 3 lines of text	\$ 132
	Sub-Total	\$ 1006 *
<i>Sales tax in MI (when applicable)</i>		
<i>Shipping varies per order and location</i>		

*\*prices are examples only. Please consult website or call for current pricing.*

In Example 2, we chose the 6ft Landmark Backed Bench which has one large 2" x 10" backboard. These are great for large images or company logos. This one has 3 lines of text without any color inlay added.



## Pricing for the above Example Order:

Landmark 6ft bench	1 bench	\$ 442
price for engraving line of text is \$80 per line/board	we have 3 lines/boards	\$ 240
	Sub-Total	\$ 682 *
<i>Sales tax in MI (when applicable)</i>		
<i>Shipping varies per order and location</i>		

*\*prices are examples only. Please consult website or call for current pricing.*




## Plaque Options



Laminate 2.5" x 6" Gold with black letters  
up to 3 lines of text



Laminate 2.5" x 6" Green with white letters  
up to 3 lines of text



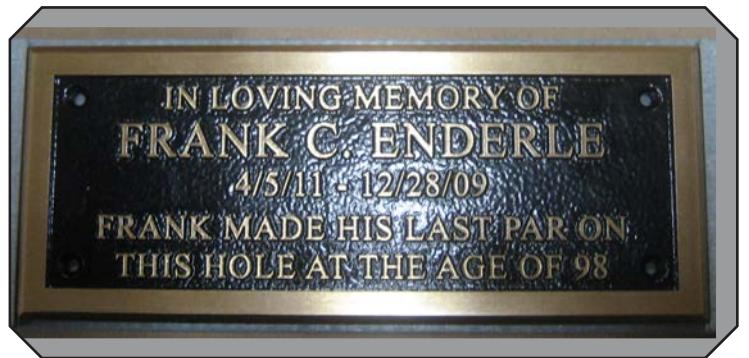
Laminate 4" x 8" Gold with black letters  
up to 5 lines of text



Laminate 4" x 8" Green with white letters  
up to 5 lines of text




Bronze 2.5" x 6" - up to 3 lines of text



Bronze 4" x 8" - up to 5 lines of text



Bronze 3" x 5" - up to 5 lines of text



## PLAQUE SIZE AND LOCATION GUIDELINES

Bench	Plaque Size	Location
Cambridge	2.5 x 6	<i>Default is center of top board</i>
Deluxe	2.5 x 6	<i>Default is center of top board</i>
Elite	2.5 x 6	<i>Front Edge of Seat, centered</i>
Economizer	2.5 x 6	<i>Default is center of top board</i>
Economizer Traditional	2.5 x 6 4 x 8	<i>Default is center of top board</i> <i>Default is center of top board</i> <b>EXCEPT on the 6ft Economizer Traditional.**</b>
Landmark	2.5 x 6 4 x 8	<i>Default is center of top board</i> <i>Default is center of top board</i>
Monarque	2.5 x 6	<i>Default is center of top board</i>
Park Classic	2.5 x 6	<i>Default is center of top board</i>
Silhouette	2.5 x 6	<i>Default is center of top board</i>
Traditional	2.5 x 6 4 x 8	<i>Default is center of top board</i> <i>Default is centered top of board</i> <b>EXCEPT on the 6ft Traditional.**</b>

A rectangle space on the back board is routed out so that the plaque sits flush with the surface of the board.  
**\*\***The plaque must be centered to the left or the right of the middle bench end support due to the placement of the bolts in the back seat boards of the Traditional 6ft bench and the Economizer Traditional 6ft bench. See picture on top left of page 27 for example of plaque placement.

## PLAQUE DIMENSIONS AND COLOR CHOICES

Plaque benches are an ideal way to create a message or memorial for that special someone. Each plaque is inset so it is below the board surface to provide comfort and discourage vandals. Plaques can be ordered in two different materials; bronze or U.V. protected plastic laminate. All plaques will be centered on the bench unless otherwise noted above.

ITEM SKU	PLASTIC DIMENSIONS	BACKGROUND COLOR & LETTERING
PLQ-256-GN/WH	2.5" x 6" - Plastic	Green with White Lettering
PLQ-48-GN/WH	4" x 8" - Plastic	Green with White Lettering
PLQ-256-GD/BK	2.5" x 6" - Plastic	Gold with Black Lettering
PLQ-48-GD/BK	4" x 8" - Plastic	Gold with Black Lettering
ITEM SKU	BRONZE DIMENSIONS	BACKGROUND COLOR & LETTERING
PLQ-256-BRNZ	2.5" x 6" - Bronze	Black with Gold Lettering
PLQ-35-BRNZ	3" x 5" - Bronze	Black with Gold Lettering
PLQ-46-BRNZ	4" x 6" - Bronze	Black with Gold Lettering

*Images of plaques in catalog might be slightly different than final product received.*





- Recycled plastic will not rust, peel or flake
- Able to withstand temperature extremes



- Stainless steel fasteners will not rust or corrode
- Plastic boards won't rot or splinter



- Made with 100% recycled plastic
- Keeps plastic out of landfills

# PICNIC TABLES

Polly Products manufactures picnic tables in all shapes and sizes including rectangular, round, square, hexagonal and ADA/Wheelchair accessible options. Recycled plastic tables have never looked better. Our outstanding picnic table designs are functional as well as beautiful. We use post-consumer recycled content for our own lumber and purchase high quality plastic sheeting for our sheet tables. By using stainless steel fasteners, we can guarantee a product that will not rust!

Our tables can be found in schools, parks, common areas, food courts, roadside rest areas, trail side, shopping areas, nature learning centers, sport/recreational facilities - both inside and outside. Matching trash/recycling receptacles, message centers, and bike racks complete the landscape.

## Our Picnic Table Products Feature:

- No need to paint or stain
- Commercial grade durability
- No need to store in off-season
- Rich, molded-in color, fade resistant
- Graffiti resistant - most paints/inks wash off
- Fully illustrated step-by-step assembly instructions
- Top-quality recycled plastic lumber looks great year after year



\*Note: Color accuracy can vary considerably on computer monitors and printers. You can obtain plastic board color samples by calling 1-877-609-2243 before making critical color choices.



Optional Anchoring Kit for all products! pg.47

## The Commons Picnic Table

The Commons table is great for larger groups. The stationary seats provide easy entry with generous seating room. Decorative table legs look like wrought iron but are solid recycled plastic and come standard in black. The table top is designed to provide added width which allows for wheelchair access at both ends. Seats are made with 2" x 6" boards. Table top and seats are pre-assembled to save you time. Frame in Black only.

This table can easily seat eight(8) people with additional space available for wheelchairs or additional seating at one or both ends.

ITEM	WEIGHT	DESCRIPTION	DIMENSIONS	MILK JUGS RECYCLED	WEIGHT CAPACITY
CMT	415 lbs	The Commons Table	96" L x 76-3/4" W x 30.5" H	3320	1800 lbs
TST	288 lbs	Town Square picnic table	76-3/4" W x 76 3/4" L x 30-1/5" H	2304	1800 lbs




## Town Square Picnic Table

The Town Square table provides a highly attractive design with an easy-to-assemble frame. A true departure from the ordinary with an upscale style that is comparable to none! The frame is solid recycled plastic and is intricately designed to look just like cast iron, but with none of the rust or maintenance. Built durable and sturdy, the Town Square is made to stay in place! You can leave it outside all year round!

Table Top dimensions are 40-1/2" L x 40-1/2" W square. Comes standard with 2" diameter umbrella hole. Frame in Black only.



Available Board Color Options for Commons and Town Square





# PICNIC TABLES



## Deluxe Picnic Table




Our Deluxe picnic table has an 11-1/2" wide seat allowing for comfortable seating. There are 6ft and 8ft options available for this table style. We also have an ADA compliant version (DPTHA) with an 8ft table top and 6ft seats. Our Deluxe tabletop is crafted out of smaller 2" x 4" boards for a detailed look that closely resembles fine wooden tables without the maintenance demands. The bench seats are 20" high.



Frame Color Options



Available Board Color Options



KEY	ITEM	WEIGHT	DESCRIPTION	DIMENSIONS	MILK JUGS RECYCLED	WEIGHT CAPACITY
B	DPT6	334 lbs	Deluxe 6ft picnic table	60-7/8"W x 31"H	2672	1350 lbs
A	DPT8	420 lbs	Deluxe 8ft picnic table	60-7/8"W x 31"H	3360	1800 lbs
C	DPTHA	365 lbs	Deluxe ADA compliant picnic table	60-7/8"W x 31"H	2920	1800 lbs





## Deluxe with Detached Seating


Our newest style, a version of the Polly Deluxe Picnic Table has detached bench seating and is ideal for a larger group of people. The tabletop has the look of the classic wooden tables but is made with 100% post-consumer recycled plastic. The detached bench seats provide easier access and more room for guests. Bench seats are 18" high.

Optional Anchoring Kit for all products! pg. 47

Frame Color Options



Available Board Color Options



ITEM	WEIGHT	DESCRIPTION	DIMENSIONS	MILK JUGS RECYCLED	WEIGHT CAPACITY
DPT6DS	473 lbs	6ft Deluxe picnic table with detached seating	59-3/16"W x 31"H table	3784	1350 lbs





# PICNIC TABLES



## Polly Tuff Easy Access Picnic Table

An Easy Access picnic table to be proud of! Not only is this a great looking table it is also extremely durable. The top and seats are pre-assembled in the factory. Made with large 2" x 10" boards. Simply place the molded frames on the pre-assembled table top and insert the hex head lag screws into the pre-drilled holes. Available in 6ft, 8ft and an ADA Compliant version. The PTEA is ideal for persons with limited mobility who cannot safely climb over a bench seat. Our proprietary one piece leg design makes it easy for one person to move the table by sliding it sideways.



Note: ADA version measures like a 8ft table top with 6ft bench seats.



Frame Color Options



Available Board Color Options



ITEM	WEIGHT	DESCRIPTION	DIMENSIONS	MILK JUGS RECYCLED	WEIGHT CAPACITY
PTEA6	320 lbs	Polly Tuff Easy Access 6ft picnic table	60-13/16"W x 30-1/2"H	2560	1350 lbs
PTEA8	390 lbs	Polly Tuff Easy Access 8ft picnic table	60-13/16"W x 30-1/2"H	3120	1800 lbs
PTEAHA	390 lbs	ADA Compliant Polly Tuff Easy Access picnic table	60-13/16"W x 30-1/2"H	3120	1800 lbs






## Polly Tuff Step Thru Picnic Table

The Polly Tuff Step Thru table combines a traditional design with a new age product. Functional in design yet attractive in any setting. Made with large 2" x 10" boards. Impress your community with the Polly Tuff Step Thru picnic table and your community members will be eager to try it out. This table was designed with maximum convenience in mind. Slide right on in to this easy access table! Available in 6ft, 8ft and an ADA Compliant version. Excellent choice for those with limited mobility.


Note: ADA version measures like an 8ft table top with 6ft bench seats.



Frame Color Options



Available Board Color Options



ITEM	WEIGHT	DESCRIPTION	DIMENSIONS	MILK JUGS RECYCLED	WEIGHT CAPACITY
PTST6	330 lbs	Polly Tuff Step Through 6ft picnic table	59"W x 31"H	2488	1350 lbs
PTST8	415 lbs	Polly Tuff Step Through 8ft picnic table	59"W x 31"H	3320	1800 lbs
PTSTHA	400 lbs	ADA Compliant Polly Tuff Step Through picnic table	59"W x 31"H	3200	1800 lbs



# PICNIC TABLES



## Plaza Picnic Table




A traditional hex design transformed into a table with matchless elegance. Easy access seating provides comfort and ease of use for all ages. A place where sitting with friends becomes an enjoyable experience. Table top is made with 2" x 6" boards. You can comfortably seat 6 on the wide 2" x 10" board seats. Pride of craftsmanship is evident in all Green Scapes' products. Attention to detail combined with maintenance free materials are built into every Polly table. Comes standard with a 2" umbrella hole.

The Plaza Universal Access version has two seats removed to accommodate a wheelchair.



This elegant table frame is available in black only.

Available Board Color Options



Optional Anchoring Kit for all products! pg.47

ITEM	WEIGHT	DESCRIPTION	DIMENSIONS	MILK JUGS RECYCLED	WEIGHT CAPACITY
PZT	235 lbs	Plaza picnic table	77-1/8" diameter x 30-1/2"H	1880	1350 lbs
PZTHA	207 lbs	Plaza Universal Access picnic table	77-1/8" diameter x 30-1/2"H	1656	1350 lbs



## Economizer Plaza Picnic Table



The Economizer Plaza hexagon table is an excellent choice for those on a tight budget. This table is made with 1-1/4" x 5" boards for a lighter and more economical table, but retains the classy wrought iron look frame. The table top is pre-assembled for your convenience. Comes standard with a 2" umbrella hole.

The Economizer Plaza Universal Access version has two seats removed to accommodate a wheelchair.



This elegant table frame is available in black only.

Available Board Color Options



ITEM	WEIGHT	DESCRIPTION	DIMENSIONS	MILK JUGS RECYCLED	WEIGHT CAPACITY
EPZ	201 lbs	Economzier Plaza picnic table	79" diameter x 30"H	1608	1350 lbs
EPZHA	173 lbs	Economizer Plaza Universal Access picnic table	79" diameter x 30"H	1384	1350 lbs



# PICNIC TABLES



## Open Hexagon Picnic Table


Polly Products open hexagon table is handcrafted and one of our best sellers. For added convenience and ease in assembly, the top is pre-assembled. With plenty of open access seating, this table is sure to be a hit! Great for those with limited mobility. Comes standard with a 2" umbrella hole.

The Open Hexagon Universal Access version has two seats removed to accommodate a wheelchair.

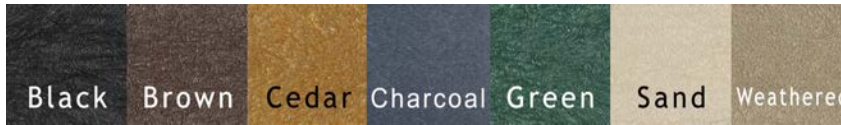
A smaller youth version of this great table can be found on page 47.



Frame Color Options



Available Board Color Options



ITEM	WEIGHT	DESCRIPTION	DIMENSIONS	MILK JUGS RECYCLED	WEIGHT CAPACITY
OHT	267 lbs	Open Hexagon picnic table	80-1/16" diameter x 30-1/2"H	2136	1350 lbs
OHTHA	235 lbs	Open Hexagon Universal Access picnic table	80-1/16" diameter x 30-1/2"H	1880	1350 lbs





## Economizer Hexagon Picnic Table

This Economizer Hexagon picnic table is made with lighter 1-1/4" x 5" plastic boards for a more economical version of our traditional hexagon table and has a 9" wide seat. Comes standard with a 2" umbrella hole.



The Economizer Hexagon Universal Access version has two seats removed to accommodate a wheelchair.




Optional Anchoring Kit for all products! pg. 47

### Frame Color Options



### Available Board Color Options



ITEM	WEIGHT	DESCRIPTION	DIMENSIONS	MILK JUGS RECYCLED	WEIGHT CAPACITY
EHT	207 lbs	Economizer Hexagon picnic table	79" diameter x 30"H	1656	1350 lbs
EHTHA	171 lbs	Economizer Hexagon Universal Access picnic table	79" diameter x 30"H	1368	1350 lbs



# PICNIC TABLES




## Standard Picnic Table

The Standard picnic table is anything but standard, providing years of maintenance free use. This table comes in 6ft and 8ft lengths. Ideal for home patios as well as schools, hospitals or any area for picnics or breaks. Made with 2" x 10" boards for tabletop and seats. Table top is pre-assembled for your convenience.


The Standard ADA Compliant versions have an 8' table top with 6' bench seats to accommodate a wheelchair at one or both ends.



Frame Color Options



Available Board Color Options



ITEM	WEIGHT	DESCRIPTION	DIMENSIONS	MILK JUGS RECYCLED	WEIGHT CAPACITY
SPT6	320 lbs	Standard 6ft picnic table	59-3/16"W x 31"H	2560	1350 lbs
SPT8	400 lbs	Standard 8ft picnic table	59-3/16"W x 31"H	3200	1800 lbs
SPTHA	351 lbs	Standard ADA Compliant picnic table	59-3/16"W x 31"H	2808	1800 lbs
SPT2HA	351 lbs	Standard Double ADA Compliant picnic table	59-3/16"W x 31"H	2808	1800 lbs





## Economizer Picnic Table

The Economizer picnic table uses the same proven table design you have learned to trust from a Polly Product with just a little less weight. Tabletop is manufactured with smaller board profiles to look like traditional wood tables. The seats are made with two 1-1/4" x 5" board for a wide comfortable seat.


The Economizer ADA Compliant version has 6' bench seats and 8' of table room to accommodate a wheelchair at one end.

A smaller youth version of this table can be found on page 46.



Optional Anchoring Kit for all products! pg.47

Frame Color Options



Available Board Color Options



KEY	ITEM	WEIGHT	DESCRIPTION	DIMENSIONS	MILK JUGS RECYCLED	WEIGHT CAPACITY
A	EPT4	168 lbs	Economizer 4ft picnic table	59-15/16"W x 30-3/4"H	1344	750 lbs
B	EPT6	234 lbs	Economizer 6ft picnic table	59-15/16"W x 30-3/4"H	1872	1000 lbs
C	EPT8	303 lbs	Economizer 8ft picnic table	59-15/16"W x 30-3/4"H	2424	1350 lbs
D	EPTHA	257 lbs	Economizer ADA Compliant picnic table	59-15/16"W x 30-3/4"H	2056	1350 lbs



# PICNIC TABLES

## Bodega Picnic Table

The Bodega picnic table has a round, easy-to-clean top made from a blend of recyclable plastic. This table seats six and is ideal for activities, dining, meeting or relaxing. The frame is solid recycled plastic and is intricately designed to look just like cast iron. The Bodega picnic table has 3 curved seats. Comes standard with 2" diameter umbrella hole.

Table top is 45-3/4" diameter.

Solid plastic sheets for table tops and seat colors available in a variety of colors shown below. **Frame in Black only.**



ITEM	WEIGHT	DESCRIPTION	DIMENSIONS	WEIGHT CAPACITY
BOT	155 lbs	Bodega picnic table	77-1/2" diameter x 28-3/8"H	1350 lbs
CNT	190 lbs	Cantina picnic table	77-1/2" diameter x 28-3/8"H	1350 lbs

Available Sheet Plastic Color Options



## Cantina Picnic Table

A Cantina in the south would represent good food and good times. Just add your favorite people and let the good times begin! A generously sized round table with 4 curved seats for eight people. The sturdy but elegant frame looks like wrought iron but is made of solid recycled plastic. Comes standard with 2" diameter umbrella hole.

Table Top is 45 1/4" diameter.

Solid plastic sheets for table tops and seat colors come in a variety of colors shown above. **Frame in Black only.**



## Bistro Picnic Table

Bistro: a small cafe, usually serving modest, down-to-earth food and wine. The Bistro table can supply the ambiance that represents the definition. This table is great for a deck or patio at a restaurant or pub. The square top has rounded edges. Seating for eight and a top with ample space for family and friends. All seats are easy access - no need to step over and perfect for those with limited mobility.

Comes standard with 2" diameter umbrella hole.

Solid plastic sheets for table tops and seat colors available in a wide variety of colors: shown below. Frame in Black only.



Available Sheet Plastic Color Options



Optional Anchoring Kit for all products! pg.47

ITEM	WEIGHT	DESCRIPTION	DIMENSIONS	WEIGHT CAPACITY
BST	200 lbs	Bistro picnic table	83-3/16" diameter x 28-1/4"H	1350 lbs
ORT	212 lbs	Open Round picnic table	81-3/4"W x 28-1/4"H	1350 lbs
ORTHA	183 lbs	Open Round Universal Access picnic table	81-3/4"W x 28-1/4"H	1350 lbs

## Open Round Picnic Table

The Open Seat Round table was designed with easy access in mind. The design makes stepping over the seat unnecessary. Seats 6 comfortably. The table top comes in a variety of colors. The perfect circle permitting easy, face-to-face conversations and includes a 2" diameter umbrella hole.

The Open Round Universal Access has two seats removed to accommodate a wheelchair.

Sheet plastic available in colors shown above.

Frame is available in Black, Brown and Green.

Frame Color Options





# YOUTH PICNIC TABLES

## Round Activity Table

A round activity table kids love to play at. Eco-friendly recyclable plastic provides a flat surface for lunchtime or activities, and no slats for crayons to fall through. Safety is number one - rounded edges, no splinters, peeling paint, or toxic chemicals. Bright colors add to the attraction for any child. This table can be used indoors or outdoors; it is waterproof, durable to withstand weather extremes, and practically maintenance free.

Ideal for children ages 3-6. Day care, pre-school, or parks; just add the table and the kids will come! Image shown is blue sheet plastic.

Solid plastic sheets for table tops and seat colors come in a variety of primary colors. Shown in image in blue.



ITEM	WEIGHT	DESCRIPTION	DIMENSIONS	WEIGHT CAPACITY
RAT	70 lbs	Round Activity Youth Table	47-3/4" diameter x 21"H	400 lbs

## Economizer Youth Picnic Table


Another Polly picnic table manufactured using Eco-friendly Polly Boards. Made in the USA - Buy with pride! No splinters or sharp edges. Safety is our number one priority! Non-porous and will not harbor harmful bacteria. Image shown is cedar boards and black frame.

Ideal for children ages 3-9. Day care, pre-school, elementary schools, or parks; they will think they are at the big kids table but this one is just their size!

Frame comes in 3 color choices and the boards have 7 earthtone colors to choose from. (see below)



Frame Color Options



Available Board Colors for the Economizer Youth tables



ITEM	WEIGHT	DESCRIPTION	DIMENSIONS	MILK JUGS RECYCLED	WEIGHT CAPACITY
EPTY	128 lbs	Economizer Youth picnic table	60"L x 48-3/8"W x 27"H	1024	400 lbs

# Open Hexagon Youth Picnic Table

The Open Hexagon Youth table is the same as our traditional hexagon table but sized for children. What a great way to relax and get ready for that next romp through the play area. Kids love a table that looks like yours but is made their size. With no need to step over the seats, this table is great for those with limited mobility.

Rounded edges and splinter-free construction. Non-toxic and will not peel. Comes standard with 2" diameter umbrella hole.

Ideal for children ages 3-6. Day care, pre-school, elementary schools, or parks.


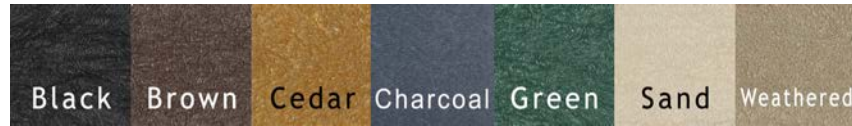


ITEM	WEIGHT	DESCRIPTION	DIMENSIONS	MILK JUGS RECYCLED	WEIGHT CAPACITY
OHTY	115 lbs	Open Hexagon Youth picnic table	52-13/16"W x 24"H	920	400 lbs

Frame Color Options



Available Board Colors for the Open Hex Youth Table

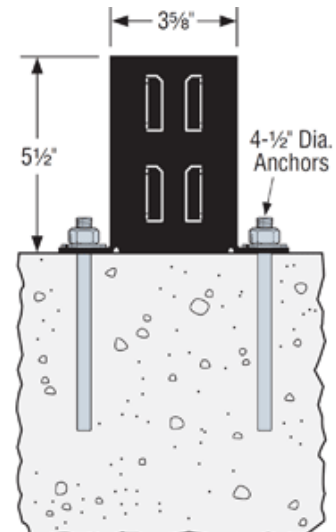


## Surface Mount Kit (for posts)

Allows easy installation for 4x4 posts on existing concrete or wood surface. Easy to install in concrete with 1/2 in. diameter anchors. Made from 12 gauge steel. Sold in singles.

Black powder-coated  
5-1/2" H

Item #FP-SMMC



## ANCHOR KITS

This Anchoring package is a great value and helps secure the product in place on concrete or wood surfaces.

- 4 = aluminum L-shaped metal brackets
- 8 = 5/16" x 1-1/4" Hex Head Lag Screws

\* includes screws to secure to product.  
Additional hardware is required and depends on the substrate that the product is being secured to.







- Recycled plastic will not rust, peel or flake
- Able to withstand temperature extremes



- Stainless steel fasteners will not rust or corrode
- Plastic boards won't rot or splinter



- Made with 100% recycled plastic
- Keeps plastic out of landfills

# MESSAGE CENTERS & SIGNS



Our message centers are constructed of eco-friendly post-consumer 100% recycled plastic, and use stainless steel fasteners for strength and durability.

Four reasons why Polly Products' message centers are different from others:

1. Polycarbonate window is scratch resistant and weather proof. Polycarbonate is used for bullet proof protection so you KNOW it is strong and long-lasting.
2. One piece stainless steel piano hinge is located INSIDE the unit and hidden screws make the door support practically vandal proof.
3. Rubber seal inside of the door creates a truly weather resistant seal.
4. Weatherproof barrel locks, two locks for larger doors, keep your contents secure.

Custom Sign work available.  
Call Customer Service for more details.  
Toll Free at 1-877-609-2243

\*Note: Color accuracy can vary considerably on computer monitors and printers. You can obtain plastic board color samples by calling 1-877-609-2243 before making critical color choices.



shown in cedar color boards

## Inline Triple Message Center

This New Triple Inline Message Center has three(3) compartments for communicating your message to your audience.

- Window is a polycarbonate material and is scratch & break resistant, superior to acrylic.
- Locks are a weather resistant barrel lock with key.
- The doors are weather sealed adding further protection.
- Comes with standard recycled rubber tackboard.
- 92-3/4"W x 6"Depth x 119"H (for in-ground mounting) and weight is 265 lbs.

This message center has an optional literature rack that attaches inside the posts, below the doors. The literature rack has 2 larger compartments for magazines or full page flyers, and a smaller, middle compartment for folded brochures. See page 53 for details on our literature racks.

Posts are 8 feet in height and can be surface mounted with a bracket (page 47) or embedded just as you would a wooden post.

Frames available in 7 different color options listed below.



shown in cedar color boards

## Kiosk Message Center

This 3-sided Kiosk Message Center is a great option for outdoor use in a park setting, school or city shopping center. With 3 enclosed centers, facing different directions, the communication options are tripled! Water-tight and attractive and built to last!

Comes with standard recycled rubber tackboard. The roof design was improved upon from the first model introduced last year.

Posts are 8 feet in height and can be surface mounted with a bracket (page 47) or embedded just as you would a wooden post. Message center is a triangle of 39-9/16"D x 45-5/8"W x 97-3/4" (for in-ground mounting) and weight is 300 lbs.

Frames available in 7 different color options listed below.

Available Color Options for Inline Triple and Kiosk Message Centers



SKU	ITEM
ITMC	Inline Triple Message Center

SKU	ITEM
3KMC	Kiosk Message Center



shown in brown color boards



shown in green color boards

## Specialty Viewing Message Center

Easily view site-seeing information, literature, history and more. No need for an added padlock because there are two stainless steel key locks installed to secure contents.

- Water resistant sealed polycarbonate glass.
- Comes standard with recycled rubber tackboard.

The 4x4 posts are 6 feet in height and can be surface mounted with a bracket (page 47) or embedded just as you would a wooden post. Message center is 44-3/8"W x 24-3/4"D and has two 4" x 4" posts. Weight is 70 lbs.

Frames available in 7 different color options listed below.

## Menu Enclosure Message Center

Displays menus, posters, message or advertisements.

- Wall mounted vertically.
- Water resistant sealed polycarbonate glass.
- Comes standard with recycled rubber tackboard.
- Stainless steel, key locked for security.
- Made with 1-1/4" x 3" boards.
- Menu measures 20"W x 25-1/2"H x 3"D.
- Weighs 27 lbs.

Frames available in 7 different color options listed below.

Available Color Options for Specialty Viewing Message Center and Menu Enclosure



SKU	ITEM
SVMC	Specialty Viewing Message Center

SKU	ITEM
MENU	Menu Message Center





Optional Literature Rack (page 53)

## Small Message Center

Want to keep everyone informed but have a small area? Then this Small Message Center is ideal. The double sided option is a great way to display from both sides and add more postings. Available as a wall mount or post mount, one or two sided. The 4x4 post is 8 feet high and can be cut to your desired height for surface mounting or embedding just as you would a wooden post. Frames are available in 7 different color options listed below.

- The one piece, stainless steel piano hinge is tamper proof and secure and will not rust.
- Polycarbonate window is scratch resistant and will not shatter.
- Manufactured using 100% recycled plastic for a maintenance free life.
- Weather resistant lock to keep your contents secure.
- Inner water seal helps to keep the rain out.
- Comes standard with recycled rubber tackboard.

## Medium Message Center

Available as a wall mounted board, or with two posts. You can order it as one-sided or two-sided. Recycled rubber tackboard lasts longer than cork and is weather resistant and washable. **Optional Literature Rack attaches inside the posts, below the doors.** See image of Large Message Center on page 52 for example.

The Double Sided version allows for more postings to keep everyone informed. The 4x4 posts are 8 feet high and can be cut to your desired height for surface mounting or embedded just as you would a wooden post.

- The one piece, stainless steel piano hinge is tamper proof and secure and will not rust.
- Weather resistant lock to keep your content secure.
- Polycarbonate window is scratch resistant and will not shatter.
- Manufactured using 100% recycled plastic for a maintenance free life.
- Inner water seal helps to keep the rain out.

**Optional Literature Racks attaches on the post, below the body. The literature rack has compartments for magazines or full page flyers.**

**See page 53 for details!!**

Available Color Options



SKU	ITEM	DIMENSIONS	WEIGHT
SMC-1S0P	Small Message Center, 1-sided wall mounted	22"W X 30"H X 3-1/2"D	33 LBS
SMC-1S1P	Small Message Center, 1-sided with one 8' post	22"W X 30"H X 3-1/2"D	64 LBS
SMC-2S1P	Small Message Center, 2-sided with one 8' post	22"W X 30"H X 3-1/2"D	64 LBS
MMC-1S0P	Medium Message Center, 1-sided wall mounted	40"W x 30"H x 3-1/2"D	55 lbs
MMC-1S1P	Medium Message Center, 1-sided with two 8' posts	45"W x 30"H x 3-1/2"D	118 lbs
MMC-2S1P	Medium Message Center, 2-sided with two 8' posts	45"W x 30"H x 3-1/2"D	118 lbs





surface mount anchor kit on page 47.

## ZigZag Message Center

This New ZigZag Message Center is ideal for parks, communities, schools, pools, and any other business with a wealth of information to share. With 3 display windows you no longer have to pick and choose what information to share. Now you can share photos, event and community information, and much more! This message center is maintenance free and made of 100% recycled plastic!

- Water resistant sealed polycarbonate glass.
- Two stainless steel key locks for security on each door.
- Comes standard with recycled rubber tackboard.

Also available as a Double Sided Message Center for even MORE room for your messages! **Optional Literature Rack attaches inside the posts, below the doors.** See page 53 for details!!

The 4x4 posts are 8 feet in height. Mount in-ground just as you would a wooden post, or cut to length for surface mounting.

Frames available in 7 different color options listed below. Product shown here in weathered boards.



## Large Message Center


If you need more message area we have it! This wall mountable large message center is made to last and has lots of room for your ads or announcements. Manufactured using 100% recycled plastic and stainless steel hardware for a sustainable product.

The double-sided version can allow for more postings, keeping everyone informed.

- The one piece, stainless steel piano hinge is tamper proof and secure and will not rust.
- Polycarbonate window is scratch resistant and will not shatter.
- Manufactured using 100% recycled plastic for a maintenance free life.
- Weather resistant locks to keep your contents secure.
- Inner water seal helps to keep the rain out.
- Comes with our standard recycled rubber tackboard.

The 4x4 posts are 8 feet high and can be cut to your desired height for surface mounting or embedded just as you would a wooden post. Frames available in 7 different color options listed below.

Available Color Options for Message Centers



SKU	ITEM	DIMENSIONS	WEIGHT
ZZMC	ZigZag Message Center	63" X 35-3/4"D X 119"H overall	284 lbs
ZZMC-2S	Double Sided ZigZag Message Center	63" x 35-3/4"D x 119"H overall	320 lbs
LMC-1S0P	Large Message Center, 1-sided wall mount	52"W x 42"H x 3-1/2"Depth	87 lbs
LMC-1S1P	Large Message Center, 1-sided, 2 posts	56"W x 42"H x 3-1/2"Depth, 8'H posts	144 lbs
LMC-2S2P	Large Message Center, 2-sided, 2 posts	56"W x 42"H x 3-1/2"Depth, 8'H posts	144 lbs

# LITERATURE RACKS



## Small Literature Rack

This Small Literature Rack will fit on any of our outdoor message centers or can be mounted on a post or wall. The perfect size for magazines or printed flyers. Inside dimension is 8-3/4" Wide. Shown here in cedar.



Item No.#	Description	Dimensions	Weight
SMC-LR	1 compartment	10"W X 13-5/16"H X 3-1/2"D	6 lbs

## Medium Literature Rack

This Medium Literature Rack is designed for our Medium Outdoor Message Center (MMC on page 51) but can also be used on a tabletop or wall mounted. The perfect size for magazines or printed flyers. This literature rack has 3 compartments for magazines or printed flyers(8-5/8"W) and two smaller compartments for brochures(3-7/16"W).



shown in weathered board color

Item No.#	Description	Dimensions	Weight
MMC-LR	5 compartments	38-1/4"W X 13-1/2"H X 3-1/2"D	25 lbs

## Large Literature Rack

This Large Literature Rack is designed for our Large Outdoor Message Center. This literature rack has 5 compartments (9"wide) for magazines or printed flyers. Shown here in cedar boards.



Item No.#	Description	Dimensions	Weight
LMC-LR	5 compartments	50-1/4"W X 13-1/2"H X 3-1/2"D	31 lbs


## Triple Literature Rack

This Triple Literature Rack was designed to fit our Triple Inline Message Center (pg 49) and the ZigZag Message Center (pg 52) but can also be used on a tabletop or wall mounted. This literature rack has compartments for two magazines or printed flyers(8-5/8"W) and one middle compartment for brochures(4-3/4"W).



shown in cedar

Item No.#	Description	Dimensions	Weight
TMC-LR	3 compartments	26-1/4"W X 13-1/2"H X 3-1/2"D	18 lbs



Available Color Options for all four Literature Racks





- Recycled plastic will not rust, peel or flake
- Able to withstand temperature extremes



- Stainless steel fasteners will not rust or corrode
- Plastic boards won't rot or splinter

- Made with 100% recycled plastic
- Keeps plastic out of landfills

# TRASH & RECYCLE RECEPTACLES

Polly Products manufactures many trash and recycle receptacles designed to compliment other site amenity products such as the benches, picnic tables and even streetscape planters.

Polly Products is proud to offer a truly American made product to the marketplace. Our trash and recycle receptacles can be found in school play areas, commons areas, parks, trail side, shopping areas, nature learning centers, sport/recreational facilities, cafeterias, lobbies and entryways - both inside and outside.

## Our Trash & Recycle Receptacles Feature:

- Maintenance free
- No need to paint or stain
- Commercial grade durability
- Easy Bag System in select receptacles
- Optional engraving on select products
- Trash can liner included in most receptacles
- Recycled plastic will not rust, peel, flake or rot
- Fully illustrated step-by-step assembly instructions
- Hidden stainless fasteners will not corrode and provide a sleek, clean rust-free appearance.



\*Note: Color accuracy can vary considerably on computer monitors and printers. You can obtain plastic board color samples by calling 1-877-609-2243 before making critical color choices.

# Single, Dual and Triple Recycle Center

Make recycling easy to do with Recycling Stations. These outdoor recycling stations look great in a park, zoo or botanical garden, or outside of a business, school or hospital. Each bin has a capacity of 49 gallons. You can choose to have the round top engraved with color inlay to label for Recycle, Cans, Paper, Plastic, Glass or whatever you want. Call today for engraving details. These receptacles are versatile and can be used for recycling or for trash collection. Inside bin liner is included. Made in America of 100% post-consumer recycled plastic.

Optional 18" braided steel cable is available to secure the lid to the bin -see price list.

ITEM	WEIGHT	DESCRIPTION	DIMENSIONS	MILK JUGS RECYCLED
RT49	123 lbs	Round 49 gallon receptacle	34"H x 29-5/8" diameter	984
RT49C	133 lbs	Round 49 gallon receptacle with rain cap	42-1/8"H x 29-5/8" diameter	1064
2RT49	269 lbs	Double Round receptacles with post	34"H x 55-1/16"W&D	2152
3RT49	392 lbs	Triple Round receptacles with post	34"H x 55-1/16"W&D	3136

\* Engraving and one color resin inlay are included.

RT49C



shown in green boards & white inlay color in engraving

2RT49



shown in weathered boards & black inlay color on post and white inlay engraving color on lids

RT49

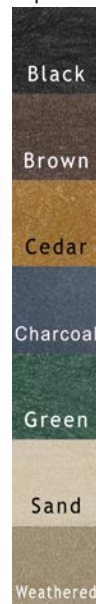


shown here in weathered

3RT49



Available Color Options



Optional Anchoring Kit for all products! pg. 47



# Trash and Recycle Receptacles



## Two-Toned Trash or Recycle Receptacles

This receptacle is made with recycled plastic sheet panels and recycled plastic lumber. The receptacle is offered in numerous 2-color combinations. Start with a Black, Brown or Green frame and choose Cedar, Charcoal, Sand or Weathered for the panels. These receptacles can be used for trash, recyclables, or both with 2 and 3 unit models.


A 32 gallon capacity trash liner (included) is easily accessible through a side door, secured with a stainless steel hinge. Product ships fully assembled. Shown in images with green and black frames and weathered panels.



Frame colors



Panel colors


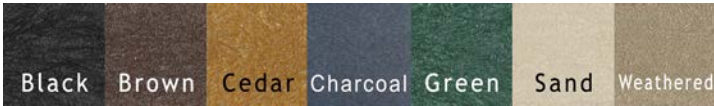


KEY	ITEM	WEIGHT	DESCRIPTION	DIMENSIONS
A	T32	110 lbs	Single 2-toned receptacle	46-3/4"H x 22 9/16"W x 22-7/8"D
B	2T32	214 lbs	Double 2-toned receptacle	46-3/4"H x 42-3/4"W x 22-7/8"D
C	3T32	341 lbs	Triple 2-toned receptacle	46-3/4"H x 62-5/8"W x 22-7/8"D

# Round Receptacle

This 33 Gallon Round Receptacle comes with the option of the round top or the rain cap. A durable plastic liner is included. Shown in sand boards. Can be used for trash or recyclables. 9" diameter opening in lid. The Round Receptacle with Rain Cap has openings on both sides.

Optional engraving is available for the lid at an additional cost. Boards come in seven (7) earth tone colors to choose from. Optional 18" braided steel cable is available to secure the lid to the bin -see price list.



KEY	ITEM	WEIGHT	DESCRIPTION	DIMENSIONS	MILK JUGS RECYCLED
A	R33	94 lbs	Round receptacle	30"H and 26-3/16" diameter	752
B	R33C	114 lbs	Round receptacle with rain cap	37"H and 26-3/16" diameter	912

Optional Anchoring Kit for all products! pg.47

# Round Flare Receptacle

The Polly Products Round Flare Top Receptacle has a 33 gallon liner and is made of recycled plastic. The flare top design adds a unique spin to our traditional Round 33 Gallon Receptacle. This product will encourage those in your outdoor area to be responsible and put their trash and/or recyclables in the bin. Purchase this product today for a cleaner and greener outdoor space!


Liner is included, comes partially assembled with easy-to-follow assembly instructions. The optional engraving on top is a nice touch! (engraving and color resin for an additional charge - pg.26)



Optional 18" braided steel cable is available to secure the lid to the bin -see price list.

Choose a Rain Cap for added protection from the elements. (RF33C)

Currently available in Cedar only.



KEY	ITEM	WEIGHT	DESCRIPTION	DIMENSIONS	MILK JUGS RECYCLED
A	RF33	71 lbs	Round Flare receptacle	33-9/16"H x 29-1/16" diameter	568
B	RF33C	80 lbs	Round Flare receptacle with rain cap	41-9/16"H x 29-1/16" diameter	640





# Trash and Recycle Receptacles

## Tall 40-gallon Receptacle

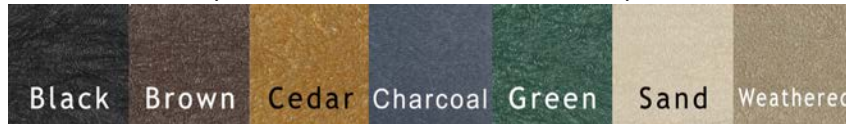
This 40-gallon Tall Receptacle matches our Green Scapes line of benches and tables. Durable, attractive, and developed to handle trash or recyclables with style and grace.

This receptacle comes with a durable plastic liner and an easy-bag-system (see bottom of page).



Optional Anchoring Kit for all products! pg.47


Available Color Options for the T40 and EMT22 receptacles



KEY	ITEM	WEIGHT	DESCRIPTION	DIMENSIONS	MILK JUGS RECYCLED
A	T40	150 lbs	Tall 40-gallon receptacle	22-9/16"W&D x 34-1/4"H	1200
B	T40C	165 lbs	Tall 40-gallon receptacle with rain cap	22-9/16"W&D x 43-3/4"H	1320

## Economizer Trash Receptacle

The Economizer represents both value and quality. Manufactured with smaller boards for a lighter, economical choice. This 22 gallon receptacle has the same easy-bag-system as our larger receptacles and comes in 7 color options. Slatted design keeps rainwater drained. Perfect for keeping smaller spaces clean and litter-free! (includes the easy-bag-system below)



KEY	ITEM	WEIGHT	DESCRIPTION	DIMENSIONS	MILK JUGS RECYCLED
C	EMT22	66 lbs	Economizer 22-gallon receptacle	18-1/2"L x 17-1/8"D x 28"H	528



**EASY BAG SYSTEM**  
AS EASY AS 1. 2. 3.

# 40-gallon Recycle Receptacle

This recycle receptacle has an easy-bag-system (bottom of previous page). Use heavy-duty recycled trash bags for best results. Cap is available in black only.

This receptacle can be used for bottles, cans, paper, plastic or commingle. Please specify engraving option (included) when ordering. Images shown in sand boards.

**Item#**

- R40C-BO            Bottles
- R40C-CA            Cans
- R40C-CO            Commingle
- R40C-PA            Paper
- R40C-PL            Plastic



color options for R40C

ITEM	WEIGHT	DESCRIPTION	DIMENSIONS	MILK JUGS RECYCLED
R40C	165 lbs	40-gallon Recycle Receptacle with cap	22-9/16"W&D x 43-3/4"H	1320



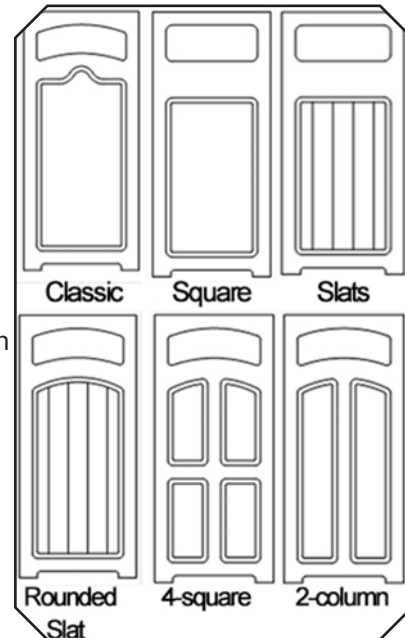

# Black Sheet Receptacle

This 33-gallon trash or recycling container is made with solid sheet recycled plastic with the color all the way through. Built solid and ships fully assembled. Strong, stainless steel piano hinge on the side-opening door for a smooth looking finish. A recycled plastic liner is included.

Never needs painting or staining and it is all-weather. It encourages recycling and keeps littering under control both indoors and out.

For an additional cost, choose to get engraved, color inlay message for each recycling container: TRASH, RECYCLE, CANS, PLASTIC, PAPER, GLASS

Choice of six engraved panel designs included. Please specify which design when ordering.



ITEM	WEIGHT	DESCRIPTION	DIMENSIONS	MILK JUGS RECYCLED
ST33	90 lbs	33-gallon Black Sheet Receptacle	20"W&D x 40-7/8"H	720



# Trash and Recycle Receptacles

## Double Duty Receptacle



The Double Duty is new this year! This hard-working receptacle provides 2 options for the price of one, where a tight budget or limited space is a consideration. The lid has two openings for the two separate half-round 14-gallon liners inside. Constructed of recycled plastic, the hidden stainless steel fasteners will not rust or corrode.

Lid is engravable (for additional cost), such as "Bottles", "Cans", "Trash", "Recycle", etc. Please call for engraving details.

Optional 18-inch braided steel cable is available to hold the lid in place - see price list.

Optional Anchoring Kit for all products! pg.47



ITEM	WEIGHT	DESCRIPTION	DIMENSIONS	MILK JUGS RECYCLED
DDRR	93 lbs	Double Duty Receptacle	26" diameter X 30"H	744

## Half-Round Receptacle




The Half-Round is a new arrival on the Polly Products lineup. Whether short on aisle space or you simply do not need a full-sized receptacle, our half-round fits right in! The lid has one round opening and a heavy-duty, half-round liner is included. Order multiples and create a convenient recycling station in a space saving design. Optional 18-inch braided steel cable is available to hold the lid in place - see price list.

For an additional charge, you can engrave the lid to say "Trash", "Recyclables", "Bottles", "Cans", or whatever you would like. Please call for engraving details.



ITEM	WEIGHT	DESCRIPTION	DIMENSIONS	MILK JUGS RECYCLED
HRTR	52 lbs	Half-Round Receptacle	26" diameter X 30"H	360

Available Color Options for the these two new items







RF33 receptacle, Traditional 6ft bench with arms, and Economizer Planter shown here

## Streetscape Planters

### Our Streetscape Planters Feature:

- Maintenance free
- No need to paint or stain
- Commercial grade durability
- Stainless steel fasteners will not corrode
- Recycled plastic will not rust, peel or flake
- Place the potted plant right into the planter
- Fully illustrated, step-by-step assembly instructions

\*Note: Color accuracy can vary considerably on computer monitors and printers. You can obtain plastic board color samples by calling 1-877-609-2243 before making critical color choices.





# Streetscape Planters

## Round 30" Diameter Planter


This round planter is perfect to enhance your outdoor area. It is 30" in diameter and pairs beautifully with the Round 49 Gallon Receptacles on page 55. Image shown in sand boards.

*(designed for use with your own plant pot)*

Available Color Options for Planters



KEY	ITEM	WEIGHT	DESCRIPTION	DIMENSIONS	MILK JUGS RECYCLED
A	R49P	70 lbs	Round 30" Diameter Planter	30" diameter x 24"H	560
B	R33P	63 lbs	Round 26" Diameter Planter	26" diameter x 20"H	504
C	EMP	46 lbs	Economizer Planter Box	17-1/8"W x 18-1/2"D x 20"H	368




## Round 26" Diameter Planter

The same great design in a 26" diameter planter. Provides all the same maintenance free style and beauty to your outdoor area. Pair this planter with the Round 33 Gallon trash or recycle receptacle for a seamless look! (pg. 57) Image shown in sand boards.

*(designed for use with your own plant pot)*

Optional Anchoring Kit for all products! pg.47



## Economizer Planter Box

The Economizer Planter pairs perfectly with the 22 Gallon Econo-Mizer Receptacle on page 58. Pair these two products together and design consistency is effortless. Place potted flowers in this planter to make your streetscapes pop! Image shown in sand boards.

*(designed for use with your own plant pot)*

# PLANTER SEAT COMBO



## SECTIONAL PLANTER BENCH SEAT COMBO KIT

The Sectional Planter Bench Seat Combo Kit by Polly Products provides a place to sit and is a lovely addition to your street scape or garden area. The sectional design allows you to create an arrangement that will add ambiance to your location.

Buy a single bench with 2 planters or customize your arrangement by adding a seat and additional planter to create a long bench seat along a garden wall. Add another seat and planter for a corner seating arrangement. The seats and planter come in 7 earthtone colors (see previous page) for designing your own unique look.

The creative sectional design can help define the borders of outdoor rooms or create conversation areas. Linear slats quickly disperse rain water for a dry, comfortable seating area. The planters allow for the addition of flora to brighten your day.

If you are tired of replacing expensive site furnishings year after year, consider these durable products manufactured from 100% recycled plastic. These benches will last a lifetime and are maintenance free with no need to stain or paint them. You do not even need to bring them inside for the winter! All are impervious to water, rot, insects and weather extremes.

PB22 - 22-inch Cube Planter box is 98 lbs  
22-9/16" W&D x 22-1/2"H

PB6F - 6-ft Bench seat is 59 lbs  
72"L x 19 5/8"D x 18"H

**CREATE YOUR OWN!**

**BUILD IT WITH ONE SEAT, TWO SEATS,  
OR A LONG BENCH ALONG A WALL WITH  
AS MANY SEATS AS YOU WANT!!**

## 2-Toned Planter Box

Upgrade the look of your streetscape, patio, building entrance, or garden with this two toned square planter box. Simply place a nice flower arrangement inside and you will make these areas stand out! If you desire a uniform look in your outdoor area, pair a planter box with the 2-toned trash or recycle receptacle-now available in single, double, and triple! (pg. 56) Image shown is brown frame and sand side panels.



*(designed for use with your own plant pot)*

Item	Dimesnions	Weight
T32P	22" cubed	54 lbs

Frame colors



Panel colors





# FACILITY PRODUCTS

## 10 SLOT BIKE RACK

Safety and security is what this recycled plastic bike rack has to offer. This Green Product makes a statement sitting at your school, library or any community area. Eco-friendly 100% maintenance free recycled plastic. Made in America. Order in one solid color or any combination of the 7 colors shown. Shown here in cedar color with black frame.

Item: BR10  
 Dimensions: 42"D x 72"L x 31"H  
 Weight of product is 139 lbs



Available color combinations

## 6 SLOT BIKE RACK

This Eco-friendly six position bike rack will offer users the highest level of security when locking up their bikes and other recreational toys. Promote a healthy and active lifestyle with this durable recycled plastic bike rack. Perfect for smaller spaces! Order in one solid color or any combination of the 7 colors shown. (image is weathered color)

Item: BR6  
 Dimensions: 42"D x 48-7/16"L x 31"H  
 Weight of product is 92 lbs



Available color combinations

Optional Anchoring Kit for all products! pg.47



## MILE MARKER POSTS

A sturdy Mile Marker post can be used for many things! Great for trails or even a driveway marker. Comes standard with beveled top edges. Mile markers are 4" x 4" posts and can be surface mounted or embedded just as you would install a wooden post, but these will last much longer! Recycled plastic is impervious to moisture, rot and insects.

DESCRIPTION	LENGTH
Item PS-MMKR6	6 ft
Item PS-MMKR8	8 ft

Note: Engraving and inlay resin color are additional. See price list.

# Bench Ends

Our solid Recycled Plastic bench frames are durable and the color is molded throughout with UV stabilizers so each component will withstand the test of time. 100% recycled plastic provides a durable alternative to other materials, no breaking, no rusting, no flaking or need for repainting. **BENCH ENDS ARE SOLD AS SINGLES**

SKU	TYPE	COLOR
PS-BTBE	Classic Ball Top	Black, Brown, Green
PS-MBBE	Monarque	Black, Brown, Green
PS-SBBE	Traditional	Black, Brown, Green
PS-SFBE	Traditional Flat	Black, Brown, Green

Bench Frame Colors



Traditional



Classic Ball Top



Monarque



Traditional Flat





## Made in America - Certificate of Authenticity

Polly Products certifies that our products are manufactured and assembled in the USA. Our raw materials are locally sourced and 95% of the materials used for each product are manufactured right here in our plant.

Our facility is located in the rural farming community of Mulliken, Michigan. We purchase our post-consumer recycled plastic from local suppliers. We certify that our products have at least 98% U.S. content.

Proudly,

**PollyProducts**

Buy American Act — Requires that a product be manufactured in the U.S. of more than 50 percent U.S. parts to be considered Made in USA for government procurement purposes.

For more information, review the Buy American Act at 41 U.S.C. §§ 10a- 10c, the Federal Acquisition Regulations at 48 C.F.R. Part 25, and the Trade Agreements Act at 19 U.S.C. §§ 2501-2582.



## RETURN POLICY

The customer may return any items within 30 days of the original delivery in accordance with the following: Polly Products will replace at our option, or pay the return shipping costs if the product is defective, or the return is a result of our error. If the item is returned for any other reason the customer is responsible for the shipping costs both ways and will be charged a restocking fee of 20%. No returned merchandise will be accepted without a Return Authorization Code issued by Polly Products. Credit will be issued in the same manner as payment within 10 business days of receiving the returned item in acceptable reusable condition.

A Return Authorization Code must be received from Polly Products Customer Service prior to any product being returned. Returns will not be accepted, or credit will not be given for items returned without a Return Authorization Code issued in advance by Polly Products and located on the outside of the Package. **Please ensure the Return Authorization Code is clearly identified on the outside of the return.** All returned items should be securely packaged in the manner received to avoid shipping damage. Credit will not be given for returns that are damaged or missing components due to inadequate packaging.

Ship authorized returns to the following address:

Polly Products  
12 N. Charlotte St.  
Mulliken, MI 48861

For any further questions regarding returns please contact us at [customerservice@pollyproducts.com](mailto:customerservice@pollyproducts.com) or call: 1-877-609-2243 ext. 221

## DAMAGED CLAIMS

We at Polly Products strive to deliver the highest quality products, manufactured and packaged with the utmost care. But we, too, are only human, as are the freight carriers delivering our products. Please carefully inspect your package(s) upon arrival and document any visible damage with pictures before opening cartons/pallets. Inspect the components inside the cartons/pallets for damage or defects and document with pictures prior to starting any assembly.

All claims for defective materials or freight damage must be submitted to Polly Products within 14 days of delivery, and include your invoice number and supporting pictures and a description of the problem. Claims should be emailed to [customerservice@pollyproducts.com](mailto:customerservice@pollyproducts.com), or you may fax to 517-649-2284. Polly Products will provide replacement parts for documented claims free of charge with the return of the defective/damaged component (at our expense, to be recycled at our facility). Please use the packaging your replacement part arrived in to package the return, and call the carrier noted on the Return Authorization within 10 days of replacement delivery. Parts not returned within 10 days may be billed to your account at the company's discretion.

## SHIPPING POLICY

Polly Products has negotiated discounts with various freight carriers and will attempt to obtain the best possible rates for our customers. Unless Customer Service is provided with specific instructions at the time of order placement to use a carrier that the customer will pay directly, your order will be shipped via the most practical and economical method available at time of shipment. All orders are shipped FOB (Free On Board) from our factory, and freight is charged to the customer on invoice at time of shipment, unless prior arrangements were made at order placement.

Our products are shipped via package and LTL (less than truckload) commercial truck carriers, which will require the customer to have the ability/equipment to offload the truck. If additional services are required (such as residential delivery, liftgate, advance notification of delivery, or limited access for a commercial truck), please note this on your order as additional charges will apply.

Our website includes a freight estimator for package and LTL shipping, but this service serves only as an estimate. While we will make every effort to meet or improve this estimate at time of shipment, we cannot guarantee the estimated rate, as fuel surcharges are applied weekly by carriers. Should the shipment be delayed in transit, Polly Products is not responsible for any delay and invoiced terms remain intact. Upon notification of a delay, we will track your shipment and attempt to assist in resolving any issues.

To request expedited shipping services or obtain information concerning international orders, please contact Customer Service directly for a quote.





Polly Products  
12 N. Charlotte St  
Mulliken, MI 48861

1-877-609-2243

*catalog production date: Dec 2015*