


# ultraPLAY<sup>®</sup>

A PLAYCORE<sup>®</sup> Company



play solutions for  
**early childhood**  
and beyond...

Discover a **child's** potential through **PLAY**

# ultraPLAY<sup>®</sup>

A **PLAYCORE** Company

**P**roviding the ultimate outdoor learning and play experience for children ages 6 months to 12 years old is not only our passion, it is an expertise supported through research and strategic partnerships with highly respected play scholars through our parent company, PlayCore. By integrating best practices in meeting early childhood standards, we align to help meet licensing requirements and accreditation in early childhood programs. The products in this catalog are specially designed to further enrich play in a childhood development and **outdoor learning environment.**

**BRING  
LEARNING  
OUTDOORS**

**MEET  
ACCREDITATION  
STANDARDS**

**DEVELOP  
THE WHOLE  
CHILD**



product **lines**

**earlyworks**  
environments

**Environmentally Friendly.**

The highest percentage of recycled content in any playground—averaging over 70%!

**early  
play**

**Our designs** are based on educational research developed with PlayCore partnerships and early childhood experts.

**Discovery  
CENTERS**

**Quality play equipment** that promotes learning and makes a positive impression on your facility.

**UPLAY TODAY**

**Maximum play value** encouraging children to learn, grow, and lead healthy lifestyles.



6-23 months

page 12



**Under 2 play that meets** licensing and accreditation requirements for early childhood.



**Use indoors or outside.** Durable materials withstand full-time outdoor use.



**Configurable play** provides fresh opportunities for new discoveries every day.



2-5 years

page 20



**We build environments** that encourage child development and promote best practices in outdoor play and learning.



**Bringing learning outdoors.** Exclusive TouchMath® learning panel promotes math concepts, available on all 2-5 structures.



5-12 years

page 48



**Commercial playground solution** for play spaces when residential equipment is not appropriate.



ALL ages

page 60



**Loose Parts Play** is ideal for use both indoors or out to promote physical activity and constructive free play, bringing curriculum to life.

safety surfacing	page	<b>64</b>
site amenities	page	<b>65</b>
shade & shelter	page	<b>66</b>
warranty	page	<b>67</b>
mounting chart	page	<b>68</b>





Early childhood program standards are intentionally infused into our play environments to help meet **accreditation criteria**. Our early childhood specialists can help design an outdoor play space that helps you meet national standards of quality for your facility.

6-23 months  
Page 12

Gardening  
Page 25

Cozy Spots  
Page 32

Creative Arts  
Page 25

Math & Counting  
Page 28

Music & Movement  
Page 29

Trike Path  
Page 20

Dramatic Play  
Page 26

Look for these **learning categories** throughout the catalog

Circle Time

Page 22

Gross Motor

Page 33

Outdoor Classroom

Page 22

Literacy & Language

Page 30

Sensory-Motor

Page 31

Sand & Water

Page 24

Science

Page 23





Our dedication to creating environmentally friendly products began long before being green was trendy. For us, it's never been a trend—**it's a lifestyle.**



**Industry leader in recycled and reclaimed materials**

**Quantity of post-recycled content used on our decks**

**Scrap metal diverted from landfills since 2005**

Earlyworks products lead the industry in recycled content, averaging more than 70% reclaimed material in each structure. Our decks, enclosures and roofs are made from 100% post-consumer recycled High Density Polyethylene (HDPE) formed from milk jugs. This process has diverted more than 18 million milk jugs from landfills since 2005!

We've also diverted more than 1 million pounds of scrap metal from landfills since 2005 by using recycled metal to manufacture our uprights.



All products made in ISO 14001 certified facility

# The earlyworks environments

## difference for ages

6-23 months or 2-5 years

Two color palettes:



### Conditioned Wood offers:

- Natural, organic look and feel
- 6" (16cm) strong, finger-jointed uprights
  - Utilizes more of the tree with less waste
- Ultra smooth finish
  - Sanded surfaces and rounded edges are smooth to the touch
- EPA approved wood preservative
  - Protects against termites & fungal decay
  - Contains no arsenates
- Forest Stewardship Council certified wood
  - Fostering sustainable forestry worldwide

### Recycled Metal & Plastic offers:

- Durable 6" (16cm) metal uprights
  - Unique powder coat texture keeps surfaces cooler to the touch
- Internal connectors offer a clean design and provide maximum strength and support
- 100% post-consumer recycled plastic decks, roofs, and enclosures
  - Internal reinforcement for maximum strength and no sagging
- Textured decks meet ADA requirements
  - Superior slip resistance in wet or dry conditions



# What makes the perfect solution?

6-23 months


The makers of Early Play have little ones too, and we want only the best and most stimulating play activities to enrich the play and learning experiences of young children. Children under the age of two are growing at a rapid rate, and it is through play that they absorb the world around them. Early Play provides a variety of sensory-rich opportunities to help promote best practices to meet licensing and accreditation requirements for early childhood.

Early Play combines crawling and climbing with creative and fun elements of development for children under two. Children will love to play and discover with their friends while learning concepts such as cause-and-effect and gaining confidence with gross and fine motor skills. Handholds are placed throughout to provide support for new walkers and cruisers.

- 1 Spinning Shapes and Gears develop fine motor skills
- 2 Cruise Rail for practicing walking and standing
- 3 Mirror inspires self-discovery and recognition
- 4 Bubble Panel facilitates teacher and peer interaction
- 5 Visual Wheel for sensory stimulation
- 6 Indoor or Outdoor Ideal for indoor or outdoor play areas



Permanent **In-Ground Mount** available (sold separately)





## Use Indoors or Out in Early Childhood Settings



Meets professional early childhood play standards indoors and out.



Durable materials are appropriate for full-time outdoor use.

## Choose ComfyTuff or Coated Steel Decks



Durable & Weather Resistant Polyurea Skin

Polyurethane Foam Interior

ComfyTuff coated foam can be left outside, is mold/mildew resistant, and is soft for crawlers and toddlers.



Steel decks offer the same quality as traditional playground decks. Plastic coating softens the edges and helps regulate temperature.

## Excellent Solution for Early Education Centers



Configurable options are perfect for early childhood centers with limited space.



All surfaces are easy to clean when used indoors or out.

*Early Play complies with national commercial safety standards to help meet licensing and accreditation requirements.*



### What are customers saying?

“The children I work with are between 24 & 30 months. I enjoy the flexibility and variety of activities on the play area that help build their large motor skills.”

— Jennifer, Memorial Hospital's Children's Learning Center





Discovery Centers offer a variety of standards-based developmental and educational activities that spark the imagination and inspire exploration.

- Affordable
- Easy to install
- Commercially compliant
- Superior detail and variety for hours of activity
- Increased teacher interaction



### What are customers saying?

"The children love the many different activities on one piece of equipment and as a teacher I love that they are fairly close together. It makes visual supervision easier. I like that the children are able to transition from one activity to another easily."

—Mandy, Memorial Hospital's Children's Learning Center



## Built To Last

Made from durable, **commercial playground materials** including heavy-duty galvanized steel uprights.

**Attractive covers** protect connections and provide a finished look.

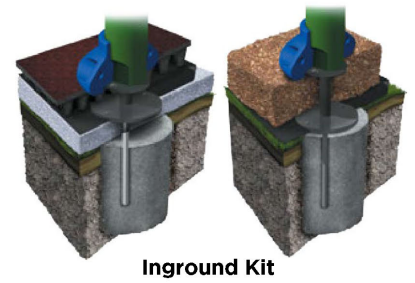

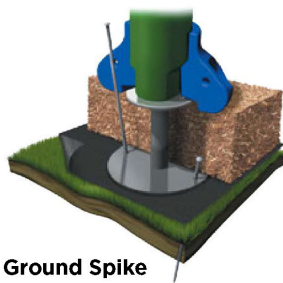


**6-23 months & 2-5 years**

- 1 Gross Motor Development**  
A variety of opportunities for physical activity and exploration through sliding, climbing, jumping, and large motor development.
- 2 Music & Movement**  
Multiple types of music, such as the Bongos & Rainwheel, and auditory experiences encourage movement, creativity, and self-expression.
- 3 Dramatic Play**  
Open-ended play areas, like the Store Panel, encourage children to think creatively, use their imaginations, and socialize with friends.
- 4 Fine Motor Development**  
The Gear Panel, Clock Panel, and other small motor activities help develop strength, eye-hand coordination, and dexterity.
- 5 Multisensory Experiences**  
Sensory rich play experiences, like the Telescope, provide auditory, visual, or tactile feedback and help meet individual learning needs.
- 6 Creative Arts**  
The Bench Seat provides raised graphics that bring creative arts and literacy development outdoors.
- 7 Relaxing Areas**  
Under Roof enclosures and deck areas provide cozy spots to play independently or with peers.

## Mounting Options

Surface Mount and Inground kits sold separately.  
See page 68 for mounting kits.





# 5 Reasons to **buy**

**EASY  
TO INSTALL**

**1** Easy to Install  
No Concrete or Digging Required

**2** Ships in 5 Days  
Fast Delivery to Your Site



**IPEMA** MEMBER  
INTERNATIONAL PLAY EQUIPMENT MANUFACTURERS ASSOCIATION

**3** IPEMA Certified  
Meets Commercial Standards

**4** ADA Accessible  
Meets ADA Requirements



**\$SAVE  
MONEY**

**5** Saves Money  
Affordable, Great for Volunteer Builds

## Easy Set Up


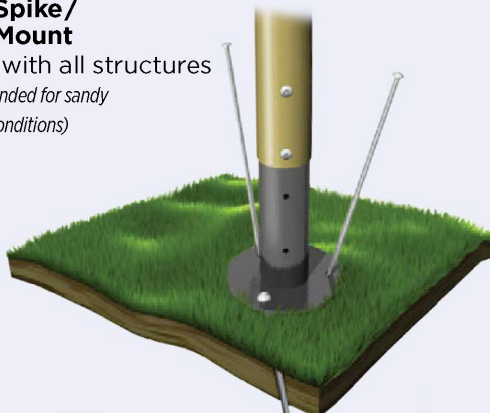
UPlayToday™ is the commercial play solution for play spaces where residential equipment is not appropriate:

- Churches
- Apartments
- Early Childhood Centers
- Any Supervised Play Area
- Age appropriate for ages 2-5 or 5-12 years


## Ground Mounting Options

No digging or concrete for an easy install

**Ground Spike/  
Surface Mount**  
Included with all structures  
*(Not recommended for sandy  
or loamy soil conditions)*



**Anchor Bolt /Surface Mount**  
*sold separately*



**Concrete /In-ground Mount**  
*sold separately*




# UPLAY TODAY™



2-5 or 5-12 years



- ★ Robust 3½" round steel uprights
- ★ Premium quality double wall roof, panels and slide entries
- ★ Tested at PlayCore's® IPEMA certified facility in the USA
- ★ Nature details integrated throughout all structures
- ★ Three mounting options
- ★ Multiple ground level activities so everyone can play



## 6-23 months

Children 6-23 months require environments that are age appropriate and encourage them to explore their world. These structures and independent activities are specially designed to meet the needs of pre-toddlers, toddlers, and preschoolers who are building sensory, cognitive, social, communicative, and physical skills.



## 6-23 months

Independent Play Activities for children 6-23 months



### ▲ MEC-201 Tot Town

Tot Town and Tot City structures have the look of traditional post and platform structures, but are unique because they are designed to comply with the ASTM standards for children under the age of two. The roof height creates a cozy shaded spot for children.



### ▲ MEC-009 Kinder Crossing

Features: Pull-up Bar, Spinning Disc, Mirror, Bubble, Tactile Balls & Sliding Shapes. *Only available in recycled metal & plastic.*



### ▲ EC-010 Peek 'n Play

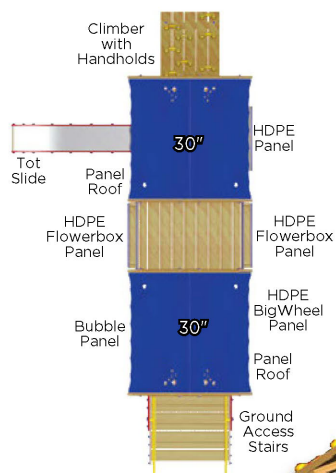
Features: Music, Mirror, and Window.  
*Available in conditioned wood or recycled metal & plastic.*



### ▲ EC-017 Toddler Pull-up Bar

6-23 months

Independent Play Activities for children 6-23 months



EC-205 Tot City



EC-015 Crawl through Playhouse



MEC-012 Toddler Pull-up Mirror



EC-104 Wall Mount Mirror



MEC-013 Freestanding Bubble Panel

Model	Description	Age Range	Kid Capacity	Space Required	Fall Height
MEC-201	Tot Town	6-23 months or 2-5 years	10-12	25'0" x 17'0"   762 cm x 518 cm	2'6"   77 cm
MEC-009	Kinder Crossing	6-23 months or 2-5 years	8	17'6" x 15'0"   533 cm x 457 cm	10"   26 cm
EC-010	Peek 'n Play	6-23 months	6-8	8'6" x 4'6"   259 cm x 137 cm	ground level
EC-205	Tot City	6-23 months or 2-5 years	12-14	31'6" x 21'6"   960 cm x 655 cm	2'6"   77 cm
EC-104	Wall Mount Mirror	6-23 months	1-2	ground level	ground level
EC-017	Toddler Pull-up Bar	6-23 months	2-4	4'6" x 0'11"   137 cm x 28 cm	ground level
MEC-012	Toddler Pull-up Mirror	6-23 months	1-2	4'6" x 0'9"   137 cm x 23 cm	ground level
MEC-013	Freestanding Bubble Panel	6-23 months	1-2	4'6" x 1'6"   137 cm x 46 cm	ground level
EC-015	Crawl through Playhouse	6-23 months	6-8	5'-0" x 5'-0"   152 cm x 152 cm	ground level

**WARNING** – Installation over a hard surface such as concrete, asphalt, or packed earth may result in serious injury from falls.



## Crawl & Toddle featuring Coated Steel Platform

Same age-appropriate activities as the Crawl & Toddle featuring ComfyTuff, but with traditional playground deck platforms.


Color Theme: UP133 natural | UP132 playful

Dimensions: 5' 2" L x 3' 8" W x 2' 9" H  
157 cm x 112 cm x 84 cm

Kid Capacity: 8

Use Zone: 11' 2" x 9' 8" | 340 cm x 295 cm

*\*Surface Mount and Inground packages sold separately.*



UP133 natural  
(Top View)

6-23 months



UP133 natural (Back View)

Meets ASTM F2373 standards and CPSC standards for ages 6-23 months.

color it

Playful

or

Natural

Coated Steel Deck

Coated Steel Deck



## Cruise-a-Long featuring Coated Steel Platform

Color Theme: UP139 natural | UP138 playful

Dimensions: 4' 8" L x 2' 6" W x 2' 9" H  
142 cm x 76 cm x 84 cm

Kid Capacity: 6

Use Zone: 10' 6" x 8' | 320 cm x 244 cm

*\*Surface Mount and Inground packages sold separately.*



UP137 natural (Top View)



UP137 natural (Back)


Coated Steel HELPS REGULATE temperature

NAEYC  
Criterion Number 9.B.01

### RAMP AND A PULL-UP BAR:

Young children are able to develop gross motor skills.

Outdoor play areas, designed with equipment that is age and developmentally appropriate and that is located in clearly defined spaces with semiprivate areas where children can play alone or with a friend, accommodate motor experiences such as balancing, crawling and climbing.



*\*Not for installation over hard surfaces such as concrete, asphalt, or packed earth. Refer to ASTM F2373 for public and supervised surfacing and use zone requirements. ASTM F2373 is available for purchase at [www.astm.com](http://www.astm.com).*





UP130 playful  
(Back View)

**ComfyTuff**  
SURFACE  
PROVIDES **extra**  
**comfort**



6-23 months



UP130 playful (Top View)



## Crawl & Toddle featuring ComfyTuff Platform

The Crawl & Toddle, available with ComfyTuff or Coated Steel Deck, combines creative and fun elements of development for children ages 6-23 months: Cruise Rail, Spinning Shapes and Gears, Bubble Panel, Visual Wheel, three ways to climb including stairs and a ramp. Handholds are placed throughout to provide support for new walkers and cruisers.

Color Theme: UP131 natural | UP130 playful

Dimensions: 4' 8" L x 3' 6" W x 2' 9" H | 142 cm x 107 cm x 84 cm

Kid Capacity: 8

Use Zone: 10' 8" x 9' 6" | 325 cm x 290 cm

*\*Surface Mount and Inground packages sold separately.*

**NAEYC**  
Criterion Number  
2.C.02

### MOVABLE PARTS:

Spinning gears encourage children to develop fine-motor skills.

*Infants and toddlers/twos have multiple opportunities to develop fine-motor skills by acting on their environments using their hands and fingers in a variety of age-appropriate ways.*

color it

**Playful**

ComfyTuff

or

**Natural**

ComfyTuff



Ideal for indoor classrooms.



## Cruise-a-Long featuring ComfyTuff Platform

The Cruise-a-Long carries the same great benefits as the Crawl & Toddle; with two access points instead of three. Perfect for slightly smaller spaces.

Color Theme: UP137 natural | UP136 playful

Dimensions: 5' 2" L x 2' 1" W x 2' 9" H  
157 cm x 64 cm x 84 cm

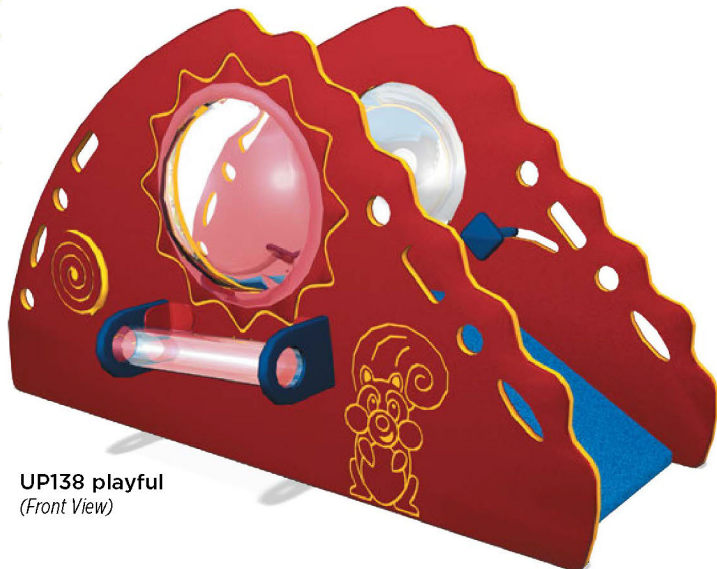
Kid Capacity: 6

Use Zone: 8' 1" x 11' 2" | 246 cm x 340 cm

*\*Surface Mount and Inground packages sold separately.*



UP138 playful (Top View)



UP138 playful  
(Front View)



Learn-a-Lot is perfect for use indoors or out, and provides a variety of activities to any play space. The Learn-a-Lot can be configured in a square or zig-zag, depending on preference.

6-23 months



**NAEYC**  
Criterion Number  
5.A.06

**CAN BE USED INDOORS!**  
Indoor equipment for large-motor activities meets national safety standards and is supervised at the same level as outdoor equipment.



### 4-Panel configuration

Color Theme:	UP143 natural UP142 playful
Dimensions:	6' 2" L x 6' 7" W x 11" H 188 cm x 201 cm x 61 cm
Kid Capacity:	16
Use Zone:	12' 9" x 12' 9"   389 cm x 389 cm

\*Surface Mount and Inground packages sold separately.

**color it**

**Playful**



or

**Natural**



### Easy configuration

Versatile in design, Learn-a-Lot is easily reconfigurable to meet facility needs and to provide variety for users.



Back View



Front View



### 2-Panel configuration

Color Theme:	UP150 natural (2 Green panels) UP149 playful (2 Yellow panels)
Dimensions:	6' 2" L x 6' 2" W x 11" H 188 cm x 188 cm x 61 cm
Kid Capacity:	12
Use Zone:	12' 6" x 12' 6"   381 cm x 381 cm

\*Surface Mount and Inground packages sold separately.

**NAEYC**  
Criterion Number  
2.J.06

### CHIMES & MUSIC WHEEL:

Children explore music and movement while creatively expressing themselves.

Children are provided many and varied open-ended opportunities and materials to express themselves creatively through music.

\*Not for installation over hard surfaces such as concrete, asphalt, or packed earth. Refer to ASTM F2373 for public and supervised surfacing and use zone requirements. ASTM F2373 is available for purchase at [www.astm.com](http://www.astm.com).



Mirror



Spinning Flowers



Spinning Game

# The Big Outdoors

The Big Outdoors allows young tots to recognize familiar objects from their own backyard. With recycled deck slats for flooring the Big Outdoors provides a unique venue for exploration.

Colors (as shown): UP146 playful

Dimensions: 6' 9" L x 3' 4" W x 2' 3" H  
206 cm x 102 cm x 69 cm

Kid Capacity: 16

Use Zone: 9' 4" x 12' 9" | 284 cm x 389 cm

\*Surface Mount and Inground packages sold separately.

### Developmental Benefits Include:

- Object Recognition
- Expressive/Receptive Language Skills
- Cause-and-Effect
- Fine Motor Skills
- Gross Motor Skills
- Dramatic Play

**NAEYC**  
Criterion Number  
2.G.01

### SPINNING GAME:

Children utilize fine motor skills as they spin multiple gears. Infants and toddlers/twos are provided varied opportunities and materials to discover that they can make things happen and solve simple problems.



Back View



Recycled Deck Slats

Squirrel and Acorns

Rabbit and Carrots

Dog House with Peek-a-Boo Window

Front View



\*Not for installation over hard surfaces such as concrete, asphalt, or packed earth. Refer to ASTM F2373 for public and supervised surfacing and use zone requirements. ASTM F2373 is available for purchase at [www.astm.com](http://www.astm.com).

Meets ASTM F2373 standards and CPSC standards for ages 6-23 months.

6-23 months

**NAEYC**

Criterion Number 2.F.03

**SHAPES AND OBJECTS PANEL:**

This panel teaches key concepts such as shape recognition, numbers and colors.

Children are provided varied opportunities and materials to categorize by one or two attributes such as shape, size, and color.



DC-SEEDR with Roof  
(Reverse View)

**NAEYC**

Criterion Number 2.A.09

**SLIDE:** The Seedling's slide was designed specifically for children ages 6-23 months.

Materials and equipment used to implement the curriculum for children ages 6-23 months encourage sensory and motor learning and their practice of developing physical skills through self-initiated movement.



DC-SEED without Roof  
(Front View)

**DC-SEED** Discovery Center Seedling

Ages: 6-23 months

Activities: 8

Kid Capacity: 8-10

Fall Ht: 1'10" | 38cm

Unit Weight: 366 lbs. w/o roof  
448 lbs. w/ roof

Use Zone: 13'8" x 13'5" | 417 cm x 409 cm w/o roof  
13'10" x 13'8" | 422 cm x 417 cm w/ roof

For supervised area

Mounting Kits (Required)

**For Loose Fill**

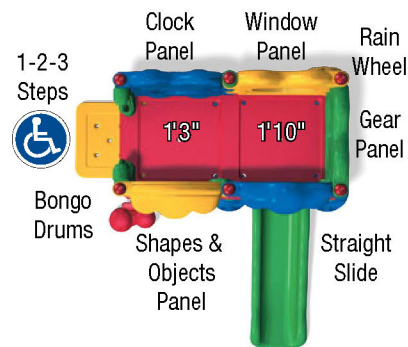
Anchor Bolt 02-08-0166

Ground Spike 02-08-0167

**For Unitary Surfacing**

Anchor Bolt 02-08-0166

Inground Kit 02-08-0168



6-23 months

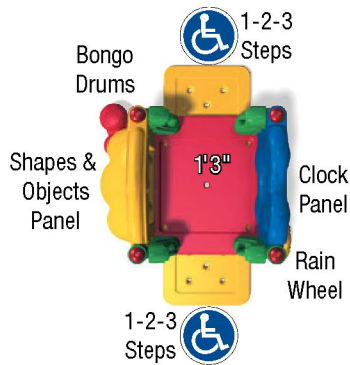
**NAEYC**  
Criterion Number  
2.F.07, 2.F.1

**CLOCK PANEL:**  
Children practice telling time by manipulating the hands on the Clock Panel.

Children are provided varied opportunities to build an understanding of time in the context of their lives, schedules, and routines.



DC-SPROUT without Roof



DC-SPROUT without Roof (Top View)

ASTM standards recommend **SHADE** for all 6-23 month areas. See page 66 for UltraShade® options.

**NAEYC**  
Criterion Number 2.J.06

**BONGO DRUMS & RAIN WHEEL:**

Children explore music and movement while creatively expressing themselves. Children are provided many and varied open-ended opportunities and materials to express themselves creatively through music.



DC-SPROUT with Roof

**DC-SPROUT** Discovery Center Sprout

Ages: 6-23 months

Activities: 6

Kid Capacity: 6-8

Fall Ht: 1'3" | 38cm

Unit Weight: 198 lbs. w/o roof  
228 lbs. w/ roof

Use Zone: 10'6"x11'8" | 320 cm x 356 cm w/o roof  
10'7"x11'8" | 323 cm x 356 cm w/ roof

For supervised area

Mounting Kits (Required)

**For Loose Fill**

Anchor Bolt 02-08-0163

Ground Spike 02-08-0164

**For Unitary Surfacing**

Anchor Bolt 02-08-0163

Inground Kit 02-08-0165



Trike Path

▲ EC-108 Youth Shelter

**NAEYC**  
Criterion Number  
3.F.02

**TRIKE PATH:**

Encourage healthy physical activity as children push, pull, or ride wheeled toys while engaging in dramatic play.

*Play is planned for each day. Teaching staff are expected to encourage and facilitate active play involving physical movement as well as pretend or dramatic play.*



▲ EC-100A Pass Through Arbor

Signs are mounted on a moveable base and can be rearranged throughout the path's space or brought indoors. Trike path must be placed outside of use zone

Trike Path Traffic Signs

- UP125 Stop Sign
- UP126 Yield Sign
- UP127 Railroad Crossing Sign
- UP128 School Zone Sign
- UP129 Package of 4



UP125 Stop



UP126 Yield



UP127 Railroad



UP128 School Zone

Model	Description	Age Range	Kid Capacity	Space Required	Fall Height
EC-108	Youth Shelter	2-5	4-6	9'0" x 5'0"   274 cm x 152 cm	Ground Level
EC-107	Three-sided Arbor	n/a	n/a	8'6" x 8'6"   259 cm x 259 cm	Ground Level
EC-100A	Pass Through Arbor	n/a	n/a	8'6" x 8'6"   259 cm x 259 cm	Ground Level
EC-648	Activity Playhouse	2-5	15-20	21'6" x 21'6"   655 cm x 655 cm	1'5"   43 cm
EC-018	Playhouse without floor	2-5	4-6	14'6" x 16'6"   442 cm x 503 cm	1'4"   41 cm
EC-016	Breezeway Playhouse	2-5	4-6	19'0" x 17'0"   579 cm x 518 cm	2'5"   74 cm
MEC-640	Compact Playhouse	2-5	6-8	17'6" x 16'6"   533 cm x 503 cm	2'5"   74 cm
EC-645	Standard Playhouse	2-5	9-11	19'0" x 16'6"   579 cm x 503 cm	2'5"   74 cm
EC-048	House Panel	2-5	n/a	4'6" x 1'6"   137 cm x 46 cm	Ground Level


**WARNING** - Installation over a hard surface such as concrete, asphalt, or packed earth may result in serious injury from falls.

2-5 years

Trike Path Accessories



EC-018 Playhouse without floor



EC-648 ▲ Activity Playhouse

EC-016 Breezeway Playhouse



EC-645 Standard Playhouse



MEC-640 Compact Playhouse



▲ EC-107 Three-sided Arbor

Village Store Fronts



MEC-040P



MEC-040S



MEC-040F



EC-048 House Panel



# Outdoor Classroom

2-5 years

Outdoor Classroom



### MEC-019 PlayPod Reading Circle

Bring the classroom outside! The PlayPod Reading Circle includes 11 PlayPods—one taller for the play leader and ten shorter for children. Play Panels sold separately.

**NAEYC**  
Criterion Number  
3.G.10, 3.F.01

### OUTDOOR CLASSROOM:

Bring learning outdoors by combining learning panels and the PlayPod Reading Circle.

*Teaching staff join children in learning centers to extend and deepen children's learning. Learning centers include any area of the classroom or outdoor play area arranged to promote children's learning.*



### MEC-024

#### Friendship Table— Smooth Top

3/4" HDPE smooth top for writing or traditional slat top.

Model	Description	Space Required
MEC-019	PlayPod Reading Circle (2-5 yrs.)	2'0" x 1'4"   61cm x 41cm
MEC-024	Friendship Table – Smooth Top	3'1 x 3'w x 2'h   91 x 91 x 61 cm
MEC-025	Friendship Table – Slat Top	3'1 x 3'w x 2'h   91 x 91 x 61 cm
MEC-002	Kid Seat	2'0" x 1'4"   61cm x 41cm
MEC-001	Kid Bench	2'0" x 1'4"   61cm x 41cm



MEC-002 Kid Seat



MEC-001 Kid Bench



# Science

2-5 years

Science



▲ MEC-006 Weather Panel



EC-041  
US Map  
Panel



**NAEYC**  
Criterion Number  
2.G.02, 9.A.04

**SCIENCE:**

Movable parts allow children to engage in hands-on learning of natural sciences. Children are provided varied opportunities and materials to learn key content and principles of science such as earth and sky (e.g., seasons; weather; geologic features; light and shadow; sun, moon and stars)



Panels with moving parts promote fine motor development

EC-039  
Seasons  
Panel

Model	Description	Space Required
MEC-006	Weather Panel	0' 7" x 4' 6"   17 cm x 137 cm
EC-037	Telescope	1' diameter   31 cm
EC-041	US Map Panel	0' 7" x 4' 6"   17 cm x 137 cm
EC-039	Seasons Panel	0' 7" x 4' 6"   17 cm x 137 cm
EC-121	Sandbox 10' Square w/ cover	10' 0" x 10' 0"   305 cm x 305 cm
EC-125	Sandbox 15' Square w/ cover	15' 0" x 15' 0"   457 cm x 457 cm

All products shown are appropriate for Ages 2-5.



EC-121 Sandbox 10' Square with Cover

\*Rock not included



EC-037  
Telescope

2-5 years

# Sand & Water Play

**NAEYC**  
Criterion Number  
2.G.03, 3.A.04

**SAND & WATER:**

Sand and water activities provide multisensory opportunities to explore, discover and experiment.

*Children are provided varied opportunities and materials that encourage them to use the five senses to observe, explore and experiment with scientific phenomena.*



**MEC-049**  
Double Waterway

**MEC-014** Triple Waterway

Add flowing water to the tiered channels using a garden hose attached to a bracket. Collect water for recirculating in a bin (not included) at the end of the lowest tier. Removable dams invite children to halt the flow of water and use floating loose parts.



**EC-121** Sandbox 10' Square *with cover*



**EC-610** Water Table



**MEC-008** Learning Puddle *with cover*



**EC-124** Elevated Sand Table  
*Can also be used as a planter.*



**EC-100** Sun Shelter Sand Box



**EC-129**  
Scoop Digger



Accessible version available

Turns 360 degrees

Model	Description	Age Range	Kid Capacity	Space Required
<b>MEC-014</b>	Triple Waterway	2-5	20	11'4" x 6'10"   346 cm x 208 cm
<b>MEC-049</b>	Double Waterway	2-5	12	5'7" x 6'9"   171 cm x 206 cm
<b>MEC-008</b>	Learning Puddle	2-5	4	3'1 x 3'w x 1'6"h   91 x 91 x 46 cm
<b>EC-124</b>	Elevated Sand Table	2-5	8	17'6"x 17'6"   533 cm x 533 cm
<b>EC-129</b>	Scoop Digger	2-5 or 5-12	1	7'6" x 7'6"   229 cm x 229 cm
<b>EC-129A</b>	Accessible Scoop Digger ( <i>not shown</i> )	2-5 or 5-12	1	5'6" x 2'9"   168 cm x 83 cm
<b>EC-100</b>	Sun Shelter Sandbox	2-5	5-8	8'0" x 8'0"   244 cm x 244 cm
<b>EC-610</b>	Water Table	2-5	5	9'0"   274 cm diameter
<b>EC-121</b>	Sandbox 10' Square w/ Cover	2-5 yr.	10	10'0" x 10'0"   305 cm x 305 cm
<b>EC-125</b>	Sandbox 15' Octagon w/ Cover ( <i>not shown</i> )	2-12	10-12	15'0" x 15'0"   457 cm x 457 cm
<b>MEC-026</b>	Accessible Learning Puddle ( <i>not shown</i> )	2-5	4	3'1 x 3'w x 2'h   92 cm x 92 cm x 61 cm

**WARNING** - Installation over a hard surface such as concrete, asphalt, or packed earth may result in serious injury from falls.

# Gardening

**NAEYC**

Criterion Number 2.G.02

**GREEN THUMB POTTING SHED:**

Connect children to nature through hands-on exploration.

Children are provided varied opportunities and materials to learn key content and principles of science such as the difference between living and non-living things and life cycles of various organisms.



**EC-023**

Green Thumb Potting Shed



**EC-123** Garden Bed



**EC-022** Green Thumb Planter Box

Model	Description	Space Required
<b>EC-022</b>	Green Thumb Planter Box	4'6" x 0'7"   137 cm x 17 cm
<b>EC-123</b>	Garden Bed	9'0" x 3'0"   274 cm x 91 cm
<b>EC-023</b>	Green Thumb Potting Shed	13'0" x 16'6"   518 cm x 503 cm

# Creative Arts

Model	Description	Space Required
<b>MEC-117</b>	Paint 'n Play	0'7" x 4'6"   17 cm x 137 cm
<b>MEC-034</b>	Puppet Theater Panel	4'6" x 1'6"   137 cm x 46 cm
<b>MEC-005</b>	Gallery Panel	3'4" x 1'6"   102 cm x 46 cm



AVAILABLE IN  
**Wood OR  
Recycled**  
METAL & PLASTIC

**NAEYC**  
Criterion Number  
2.J.07, 3.A.06

**CREATIVE ARTS PANELS:**

Use these panels to display children's artwork, tie-in curriculum and provide extended learning outdoors.

Children have opportunities to respond to the art of other children and adults.



**MEC-005** Gallery Panel

**ideal**  
for children's  
documentation



**MEC-117** Paint 'n Play



**MEC-034** Puppet Theater Panel

Dramatic Play

**NAEYC**  
Criterion Number  
9.A.04 (a)

**DRAMATIC PLAY:**

Offer themed play events or activities that promote imagination, social interactions, and communication through creative play.

A variety of age- and developmentally appropriate materials and equipment are available indoors and outdoors for children throughout the day, including dramatic play equipment.




**EC-126**  
Helicopter



**66517** Flight Jet  
Seating 3 in a row, the Flight Jet is a realistic adventure game with two turning steering wheels.



**66503** Cat's Den  
Multiple entrances to this themed structure, featuring early learning shape recognition, provides outstanding supervision of children playing.



AVAILABLE IN  
**Wood** OR  
**Recycled**  
METAL & PLASTIC

**MEC-035** Airplane Panel

**FREESTANDING**  
**Themed**  
**Play** COME IN  
COLORS  
SHOWN



**66519**  
Game  
Central Station



**66507**  
Educational  
Activity Center

Model	Description	Dimensions	Space Required	Kid Capacity	Color
<b>66517</b>	Flight Jet	7'L x 7"W x 2'9"H	19' x 19'   580 cm x 580 cm	3	As Shown
<b>EC-126</b>	Helicopter	5'7"L x 5'2"W x 6'5"H	17' x 20'   518 cm x 610 cm	2	Playful/Natural
<b>66503</b>	Cat's Den	5'4"L x 3'2"W x 3'2"H	16' x 18'   490 cm x 540 cm	4-6	As Shown
<b>MEC-035</b>	Airplane Panel	4'6" x 1'6"	4'6" x 1'6"   137 cm x 46 cm	N/A	Playful/Natural
<b>66519</b>	Game Central Station	9'8"L x 3'7"W x 3'6"H	9'8"L x 3'7"W x 3'6"H	8-12	As Shown
<b>66507</b>	Educational Activity Center	8'5"L x 4'6"W x 3'2"H	8'5"L x 4'6"W x 3'2"H	8-12	As Shown



**M59-033** Ship's Bow

Install as an independent activity or adjacent to your structure



**M59-031** Flag Topper



**66508** Tugboat

Our authentic-looking Tugboat, complete with rotomolded smoke stack, includes an upper deck accessible via a handrailed staircase.

Plenty of seating and crawl spaces encourage social interaction, and a hands-on moving steering wheel, rudder, and other components give children the sensation of being the "Captain of the Ship."



**66506** Sailboat Sandbox

Multiple seating areas surround this distinctive sailboat inspired sandbox, inviting kids to socialize as they hunt for buried treasure.



**66572** Pirate's Ship

Welcome aboard this themed Pirate's Ship play center! This whimsical structure includes loads of marine activities; a slide, moveable fish mazes and ships wheel, pirate's flag, and a large seating area for socializing and make-believe.

Model	Description	Dimensions	Space Required	Kid Capacity	Color
<b>M59-033</b>	Ship's Bow	9'10" x 5'10"	21'10" x 17'10"   665 cm x 544 cm	8-10	Playful/Natural
<b>66506</b>	Sailboat Sandbox	8'11"L x 6'5"W x 8'1"H	18'6" x 21'1"   564 cm x 643 cm	10	As Shown
<b>66572</b>	Pirate's Ship	24' x 9'10"	36' x 21'10"   1097 cm x 665 cm	25	As Shown
<b>66508</b>	Tugboat	1'6"L x 6'4"W x 11'9"H	19' x 31'   579 cm x 945 cm	20	As Shown
<b>M59-031</b>	Flag Topper	19'L x 1'3"W	N/A	N/A	Playful/Natural

**WARNING** - Installation over a hard surface such as concrete, asphalt, or packed earth may result in serious injury from falls.



AVAILABLE IN  
**Wood** OR  
**Recycled**  
METAL & PLASTIC


**MEC-118**  
Labyrinth



Model	Description	Space Required
<b>MEC-118</b>	Labyrinth	0'7" x 4'6"   17 cm x 137 cm
<b>MEC-043</b>	Finger Maze Panel	0'7" x 4'6"   17 cm x 137 cm
<b>MEC-046</b>	TouchMath® Panel	0'7" x 4'6"   17 cm x 137 cm
<b>MEC-044</b>	Clock Panel	0'7" x 4'6"   17 cm x 137 cm

# Math & Counting

## MEC-046 TouchMath® Panel



The TouchMath Panel is an interactive outdoor play event created in partnership with Innovative Learning Concepts Inc. to bring learning outside to the playground!

- Each TouchMath Panel comes with:
- Training Manual and DVD
  - Classroom Sampler and Activity Panel Poster
  - TouchMath Activity Panel Manual
- For more information, please visit [www.touchmath.com/playcore](http://www.touchmath.com/playcore)

**NAEYC**  
Criterion Number  
2.F.02

**MATH & COUNTING:**  
Reinforce the understanding of basic mathematical concepts such as numbers, counting, time, and problem solving in new and exciting ways.  
*Children are provided varied opportunities and materials to build an understanding of numbers, number names, and their relationship to object quantities and to symbols.*



**EC-043**  
Finger Maze



**MEC-044**  
Clock Panel



# Music & Movement



**MEC-007** Rockin' Drum

Inspire future generations of creative percussionists while promoting upper body motion.

Model	Description	Space Required
EC-031	Rainwheel	3'   91 cm diameter area
M59-035	Whistle	3'   91 cm diameter area
MEC-032	Chime Panel	4' 6" x 1' 6"   137 cm x 46 cm
MEC-110	Xylophone	4' 6" x 1' 6"   137 cm x 46 cm
MEC-007	Rockin' Drum	3' 4" x 1' 6"   102 cm x 46 cm

**NAEYC**  
Criterion Number  
2.1.06

**MUSIC & MOVEMENT:**

Children explore music and movement while creatively expressing themselves.

Children are provided many and varied open-ended opportunities and materials to express themselves creatively through music.



2-5 years

**EC-031** Rainwheel



**M59-035** Whistle

Attaches to any wood or metal structure. Upright not included.



**MEC-110** Xylophone

Young musicians are able to play real songs on the Xylophone, which is tuned to provide a full octave of fun in the key of "C".



**MEC-032** Chime Panel

# Literacy & Language



**MEC-038** Sign Language Panel

**EC-036** Talk Tubes

Children talk into one end and a child on the other side of the playground can hear them.  
(Comes in set of 2)

**NAEYC**  
Criterion Number 2.F.03

**LITERACY & LANGUAGE:**  
These panels teach key concepts such as shape recognition, numbers and colors.  
*Children are provided varied opportunities and materials to categorize by one or two attributes such as shape, size and color.*



**EC-045** Object Recognition Panel

Teaches children basic recognition skills as they try to match objects in the everyday world to standard shapes.



**EC-042** Shapes Panel

For multisensory learning, this panel offers movable cylinders with shapes, colors, and favorite objects. Shapes include: circle, diamond, rectangle, square, triangle, oval, arrow, star, and octagon.

Model	Description	Space Required
<b>MEC-004</b>	Find 'n Seek	3'   91 cm diameter area
<b>MEC-038</b>	Sign Language Panel	4'6" x 1'6"   137 cm x 46 cm
<b>EC-036</b>	Talk Tubes (Set of 2)	1' diameter per tube   31 cm
<b>EC-042</b>	Shapes Panel	4'6" x 1'6"   137 cm x 46 cm
<b>EC-045</b>	Object Recognition Panel	4'6" x 1'6"   137 cm x 46 cm

All products shown are appropriate for Ages 2-5.

**MEC-004** Find 'n Seek

This interactive game promotes cooperation, sensory stimulation and shape recognition, while linking with classroom learning. Children seek out tabs located throughout the play environment with icons matching those on the spinner face. Caregivers will find it easy to relocate the six tabs, providing endless possibilities. Tabs included are cat, dog, apple, duck, tree, and tulip.



FIND

SEEK



# Sensory-Motor

**NAEYC**  
Criterion Number  
2.C.04

## SENSORY-MOTOR:

Offer sensory-rich opportunities through spinning, rocking, swinging, and sliding components that develop motor planning and provide vestibular movement.

*Children have varied opportunities and are provided equipment to engage in large motor experiences that stimulate a variety of skills, enhance sensory-motor integration and develop controlled movement (balance, strength, coordination).*

Spring Riders  
AVAILABLE  
in colors  
shown

2-5 years

Sensory-Motor



MEC-129 Sea Horse Spring Rider



MEC-128 Dolphin Spring Rider



MEC-127 Motorcycle Spring Rider



MEC-120 MiniVan



MEC-125 Duo Spring Rider



MEC-130 Junior Synchro Spinner




EC-625 Moving Tunnels



MEC-109 Embankment Slide

Model	Description	Age Range	Kid Capacity	Space Required	Fall Height
MEC-109	Embankment Slide	2-5	2-4	17'6" x 16'6"   533 cm/503 cm	ground level
MEC-120	MiniVan	2-5	1	13'6" x 14'6"   411 cm x 442 cm	1'6"   46 cm
MEC-125	Duo Spring Rider	2-5	2	14'0" x 16'0"   427 cm x 488 cm	1'9"   53 cm
MEC-130	Junior Synchro Spinner	2-5	1	13'8" x 13'8"   417 cm x 417 cm	1'6"   46 cm
EC-625	Moving Tunnels	2-5	3-5	24'0" x 18'0"   732 cm x 549 cm	3'5"   104 cm
MEC-129	Sea Horse Spring Rider	2-5	1	15'1" x 13"   460 cm x 397 cm	2'6"   77 cm
MEC-128	Dolphin Spring Rider	2-5	1	15' x 13'7"   458 cm x 414 cm	2'6"   77 cm
MEC-127	Motorcycle Spring Rider	2-5	1	15'7" x 13'1"   475 cm x 399 cm	2'6"   77 cm

Cozy Spots



**MEC-116**  
BigTube  
Intersection



**MEC-011** Crawl Through Tunnel

**NAEYC**  
Criterion Number  
9.B.01

**COZY SPOTS:**

Provide semiprivate areas for children to seek sensory relief, observe, rest, or gather with friends.

*Outdoor play areas are located in clearly defined spaces with semiprivate areas where children can play alone or with a friend.*

Model	Description	Age Range	Kid Capacity	Space Required	Fall Height
BT-260	Chatter Bug	2-5 or 5-12	3	19'6" x 16'0"   579cm x 488cm	1'11"   58cm
EC-244	Funny Bones	2-5	2-5	15'4" x 16'2"   467cm x 493cm	2'10"   86cm
MEC-011	Crawl Through Tunnel	6-23 mos. or 2-5	2-4	4'6" x 3'0"   137cm x 91cm	3'0"   91cm
MEC-116	BigTube Intersection	2-5	3-4	17'0" x 16'6"   518cm x 503cm	3'0"   91cm

**WARNING** - Installation over a hard surface such as concrete, asphalt, or packed earth may result in serious injury from falls.



**BT-260** Chatter Bug



**EC-244** Funny Bones

2-5 years

Gross Motor



**Letter & Number Handholds**  
Playful Color Palette

**Standard Handholds**  
Natural Color Palette

**UP120** Climb & Discover Cave

Large openings offer crawl through points and allow easy interior supervision. Children will discover new nature details each time they play: mushrooms, turtle, lady bug, bird in nest, leaves, and more. Professional handholds available in 2 color schemes.

**NAEYC**  
Criterion Number  
9.A.04 (d)

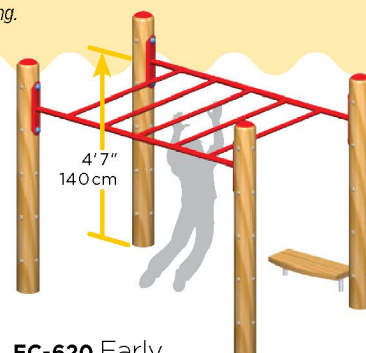
**GROSS MOTOR:**

Promote large motor development through a variety of age-appropriate equipment and self-initiated movement experiences.

*A variety of age- and developmentally appropriate materials and equipment are available indoors and outdoors for children throughout the day, including gross-motor equipment for activities such as pulling up; walking; climbing in, on, and over; moving through, around, and under; pushing; pulling; and riding.*

Gross Motor

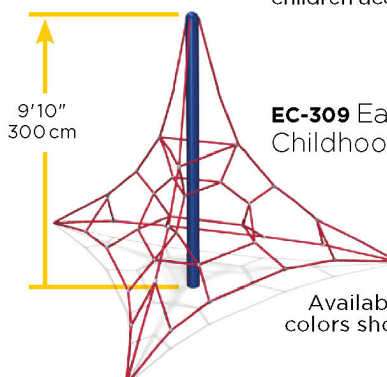
Model	Description	Kid Capacity	Space Required	Fall Height
UP121	Climb & Discover Cave (standard)	9	20' x 21'   700cm x 640cm	3'4"   102cm
UP120	Climb & Discover Cave (letter & number)	9	20' x 21'   700cm x 640cm	3'4"   102cm
EC-309	Early Childhood Pyramid Net	10	25'8" x 23'10"   782cm x 727cm	9'10"   300cm
MEC-105	Balance Beam	3	21'0" x 15'0"   640cm x 457cm	1'0"   31cm
EC-115	Chinning Bars	4	21'6" x 12'6"   655cm x 381cm	4'9"   145cm
EC-620	Early Childhood Overhead Ladder	2-4	16'6" x 19'   582cm x 511cm	4'7"   140cm
EC-635	Expanded PlayShell	12-15	23'0" x 19'6"   701cm x 594cm	2'6"   76cm



**EC-620** Early Childhood Overhead Ladder  
Includes boost step to help children access top.




**MEC-105** Balance Beam



**EC-309** Early Childhood Pyramid Net

Available in colors shown.



**EC-635** Expanded PlayShell Climber



**EC-115** Chinning Bars

2-5 years

Garden Side Playground

Gardening



Bring children closer to nature during play by choosing equipment that incorporates plantings.

MEC-007  
Rockin' Drums

EC-648  
Activity Playhouse

MEC-201  
Tot Town

Math & Counting



Reinforce cognitive skill development with problem-solving activities.

Sand & Water



Sand activities provide multisensory opportunities to explore, discover, and experiment.

EC-121  
Sandbox  
10' Square

Music & Movement



Amplify play experiences with sound and dance.

Science



Introduce graphing basics to young archeologists who dig for fossils at the sandbox coordinates.

# Garden Side Playground

**Age Range:**  
2-5 years

**Colors Shown:**  
Natural

**Materials Shown:**  
Recycled metal and plastic

**Accessibility:**  
Elevated and ground level requirements for ADA are met

2-5 years

Garden Side Playground

## Outdoor Classroom



Group several weather-resistant outdoor tables and benches under a tree for an instant Outdoor Classroom.

MEC-024  
Friendship Table

MEC-009  
Kinder Crossing

## Activity Starters




Activity Starters offer ways that teachers can incorporate content and learning concepts during outdoor play to foster social, emotional, physical, communicative, and cognitive development.

## Literacy & Learning



Link in-classroom books and songs with familiar images of plants and animals.

## Trike Path



Transform a trike path into a dramatic play village with playhouses, bridges, and arbors.

AVAILABLE  
IN  
WOOD

2-5 years

# Drake

**MEC-404**  
**MEC-404A** w/ ADA Transfer Point

**Age Range:** 2-5 years

**Colors Shown:** Playful

**Materials Shown:**  
Recycled metal and plastic

**Kid Capacity:** 10 -12

**Fall Height:** 4' 3" | 130 cm

**Activities:** 4

**Accessibility:** Accessible version requires one ground level activity

**Use Zone:**  
25' 6" x 22' 6" | 777 cm x 686 cm

**w/ ADA Transfer Point:**  
30' 6" x 22' 6" | 930 cm x 686 cm

## green summary



Recycled Content  
**66%**



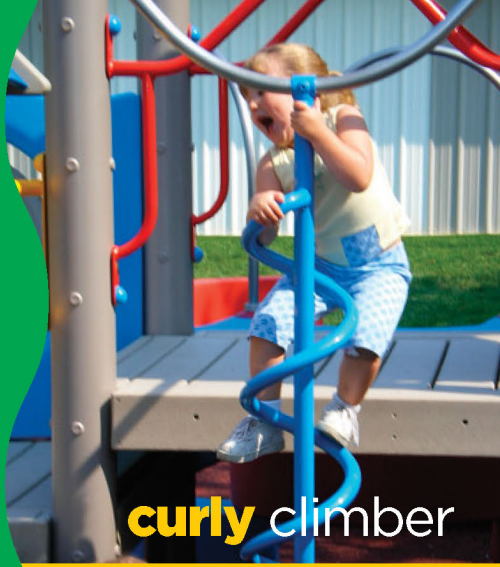
Milk Jugs  
**2,064**



Scrap Metal  
**204 lbs.**



Wood Option:  
**68%**  
FSC Content



**curly climber**

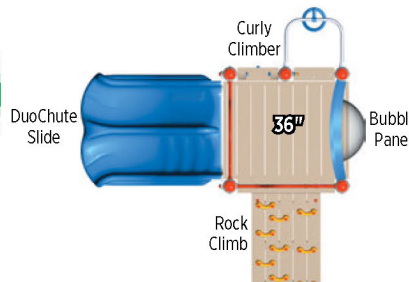


**duochute slide**

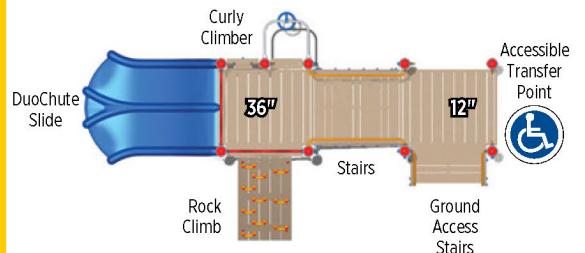


Amy's Playground, Rockwell, TX


### Drake top view MEC-404 (Shown in photo)



### Drake top view MEC-404A w/ ADA Transfer Point



**WARNING** - Installation over a hard surface such as concrete, asphalt, or packed earth may result in serious injury from falls.



Terrace



AVAILABLE  
IN RECYCLED  
METAL &  
PLASTIC

2-5 years

# Terrace

EC-414

Age Range: 2-5 years

Colors Shown: Natural

Materials Shown:  
Conditioned Wood

Kid Capacity: 20-25

Fall Height: 5'0" | 153 cm


Activities: 4

Accessibility: Elevated and ground level requirements for ADA are met

Use Zone:

35'7" x 20'1" | 1067 cm x 613 cm

Terrace top view



**WARNING** – Installation over a hard surface such as concrete, asphalt, or packed earth may result in serious injury from falls.

## green summary



Recycled Content  
76%



Milk Jugs  
6,320



Scrap Metal  
238 lbs.



Wood Option:  
73%  
FSC Content



Delight



AVAILABLE  
IN  
WOOD

# Delight

MEC-413

Age Range: 2-5 years

Colors Shown: Playful

Materials Shown: Recycled metal and plastic

Kid Capacity: 45-50

Fall Height: 5'0" | 153 cm

Activities: 10

Accessibility: Elevated and ground level requirements for ADA are met

Use Zone:

37'10" x 29'9" | 1128 cm x 907 cm

## green summary



Recycled Content  
70%



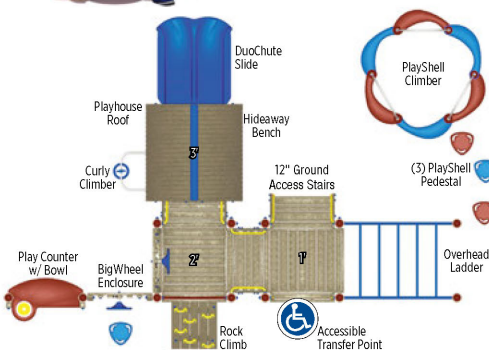
Milk Jugs  
7,736



Scrap Metal  
430 lbs.



Wood Option:  
66%  
FSC Content



Delight top view

AVAILABLE  
IN  
WOOD

2-5 years

# Quest

MEC-411

Age Range: 2-5 years

Colors Shown: Playful

Materials Shown: Recycled Metal and Plastic

Kid Capacity: 25-30

Fall Height: 4'6" | 138 cm

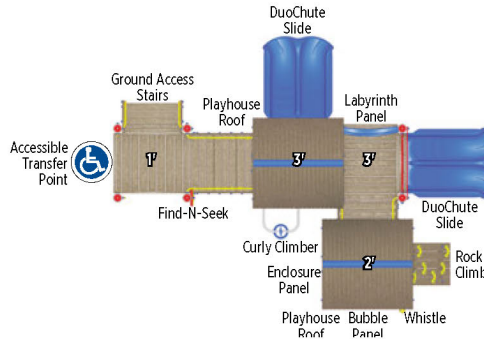
Activities: 9

Accessibility: Elevated and ground level requirements for ADA are met

Use Zone:

33'5" x 27'6" | 1019 cm x 838 cm

## Quest top view



green  
summary



Recycled Content  
58%



Milk Jugs  
5,216



Scrap Metal  
512 lbs.



Wood Option:  
64%  
FSC Content

## Quest



# Victory

EC-412

Age Range: 2-5 years

Colors Shown: Natural

Materials Shown: Conditioned wood

Kid Capacity: 25-30

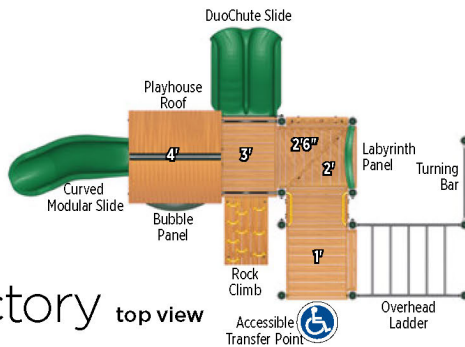
Fall Height: 5'0" | 153 cm

Activities: 8

Accessibility: Elevated and ground level requirements for ADA are met

Use Zone:

38'7" x 26'10" | 463 cm x 322 cm



green  
summary



Recycled Content  
64%



Milk Jugs  
6,832



Scrap Metal  
368 lbs.



Wood Option:  
68%  
FSC Content

## Victory top view

## Victory



**WARNING** - Installation over a hard surface such as concrete, asphalt, or packed earth may result in serious injury from falls.



# Buckaroo



AVAILABLE  
IN  
WOOD

2-5 years



## Buckaroo

**MEC-402**

**Age Range:** 2-5 years

**Colors Shown:** Natural

**Materials Shown:**  
Recycled Metal and Plastic

**Kid Capacity:** 18-20

**Fall Height:** 4'0" | 122 cm

**Activities:** 4

**Use Zone:**  
28'0" x 29'6" | 583 cm x 899 cm

### green summary



**Recycled Content**  
68%



**Milk Jugs**  
5,368

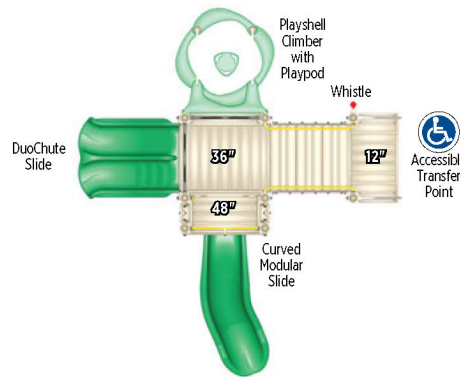


**Scrap Metal**  
334 lbs.



**Wood Option:**  
62%  
FSC Content

### Buckaroo top view



**WARNING** - Installation over a hard surface such as concrete, asphalt, or packed earth may result in serious injury from falls.

# Hideaway



AVAILABLE  
IN RECYCLED  
METAL &  
PLASTIC

## Hideaway

**EC-400**

**Age Range:** 2-5 years

**Colors Shown:** Playful

**Materials Shown:**  
Conditioned wood

**Kid Capacity:** 16-18

**Fall Height:** 2'0" | 61 cm

**Activities:** 6

**Use Zone:**  
23'6" x 28'0" | 716 cm x 853 cm

### green summary



**Recycled Content**  
62%



**Milk Jugs**  
4,600

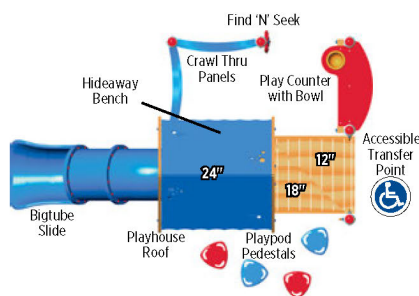


**Scrap Metal**  
256 lbs.



**Wood Option:**  
76%  
FSC Content

### Hideaway top view





2-5 years

# Patton

## EC-410

**Age Range:** 2-5 years

**Colors Shown:** Natural

**Materials Shown:**

Conditioned wood

**Kid Capacity:** 15-18

**Fall Height:** 3'0" | 91cm

**Activities:** 4

**Accessibility:** Requires one additional ground level activity

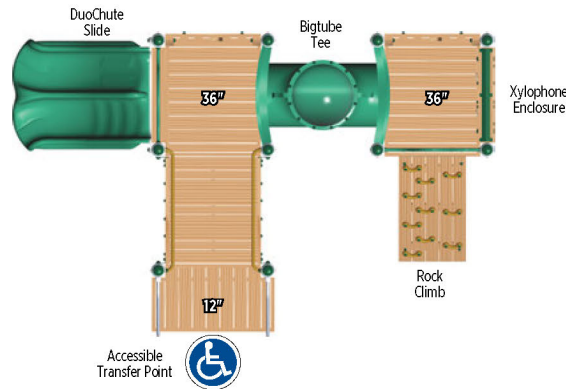
**Use Zone:**

30'0" x 23'6" | 914 cm x 716 cm



xylophone

### Patton top view



**WARNING** – Installation over a hard surface such as concrete, asphalt, or packed earth may result in serious injury from falls.

### green summary



Recycled Content  
**81%**



Milk Jugs  
**9,248**



Scrap Metal  
**520 lbs.**

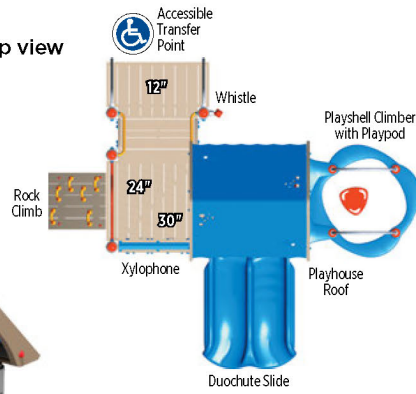


Wood Option:  
**76%**  
FSC Content

## LePort Montessori School, Irvine, CA



# Rocky Top top view



2-5 years

# Rocky Top

MEC-403

Age Range: 2-5 years

Colors Shown: Playful

Materials Shown: Recycled metal and plastic

Kid Capacity: 19-21

Fall Height: 3'0" | 92 cm

Activities: 5

Use Zone: 28'0" x 25'6" | 853 cm x 777 cm



Rocky Top

## green summary



Recycled Content  
**77%**



Milk Jugs  
**8,440**



Scrap Metal  
**334 lbs.**



Wood Option:  
**76%**  
FSC Content

# Discovery

EC-401

Age Range: 2-5 years

Colors Shown: Natural

Materials Shown: Conditioned Wood

Kid Capacity: 18-20

Fall Height: 3'0" | 92 cm

Activities: 8

Use Zone: 36'0" x 21'6" | 1097 cm x 655 cm

# Discovery



## green summary



Recycled Content  
**85%**



Milk Jugs  
**9,656**

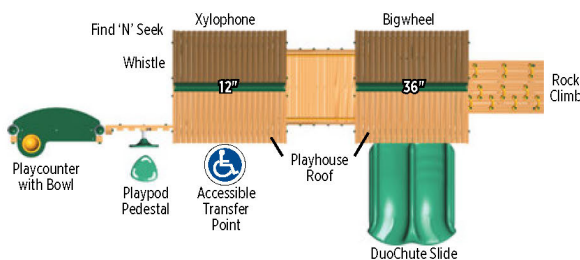


Scrap Metal  
**366 lbs.**



Wood Option:  
**84%**  
FSC Content

# Discovery top view



**WARNING** - Installation over a hard surface such as concrete, asphalt, or packed earth may result in serious injury from falls.



AVAILABLE  
IN RECYCLED  
METAL &  
PLASTIC

2-5 years

# Commander

**MEC-405**

**Age Range:** 2-5 years

**Colors Shown:** Playful

**Materials Shown:**

Recycled metal and plastic

**Kid Capacity:** 21-25

**Fall Height:** 3'0" | 91cm

**Activities:** 7

**Accessibility:** Elevated and ground level requirements for ADA are met

**Use Zone:**

27' 0" x 28' 6" | 823 cm x 869 cm

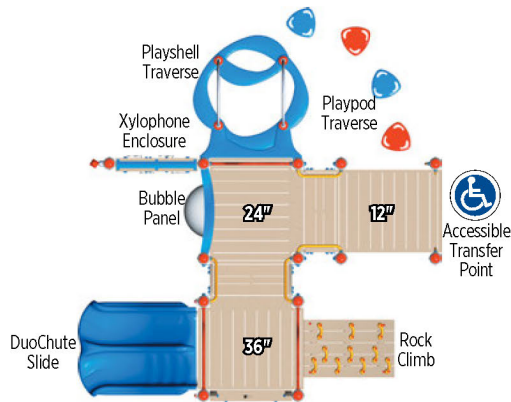


**duochute** slide



**bubble** panel

## Commander top view



**WARNING** - Installation over a hard surface such as concrete, asphalt, or packed earth may result in serious injury from falls.

## green summary



Recycled Content  
**73%**



Milk Jugs  
**6,480**



Scrap Metal  
**481 lbs.**



Wood Option:  
**57%**  
FSC Content

## Madison School, Tacoma, WA



# Memory Lane with Commander Structure


**Age Range:** 2-5 years

**Colors Shown:** Natural

**Materials Shown:** Recycled metal and plastic

**Accessibility:** Elevated and ground level requirements for ADA are met

## Dramatic Play



Fully engage children's imaginations through outdoor dramatic play.

2-5 years

Memory Lane with Commander



## Music & Movement



Provide inclusive auditory elements with ground level music.

## Outdoor Classroom



Provide comfortable areas for gathering and story time with seating and shade.

## Gross Motor



Help children develop gross motor skills while having fun with age-appropriate equipment.

## Sand & Water



Offer rich hands-on learning with sand and water elements.



As this playground was going in, I knew it would be special! I loved that it is different than what is mass produced. As parents toured my new center during pre-enrollment open houses - the playground was a shining jewel. The children literally ran toward what would be their new outdoor learning environment! There are choices, choices, and more choices...from the bubble viewer where two children can have a cozy exchange, to the large welcoming sandbox where a group can go on an architectural dig. I will be a repeat customer time and time again.

*April Pugliares, President, SmartEarly Learning Centers, North Branford, CT*

# Swings

Swings provide sensory and vestibular development. Choose infant seats for young children or belt seats for youths. Our swings are uniquely designed with 6" upright posts to coordinate with BigToys playground equipment and provide extra stability.



Small Made-for-Me  
(ages 2-5)



Large Made-for-Me  
(ages 5-12)



Tot Seat



Belt Seat



One-for-All  
*(Optional strap is available for the One-for-All seat).*

Since children come in all shapes and sizes, the Made-for-Me accessible swing seat was designed in two sizes, small (2-5 yr) and large (5-12 yr).

Model	Description	Age	Beam Height	Chain
86015	Belt Seat	5-12	8'   244 cm	Galvanized
S86015	Belt Seat	5-12	8'   244 cm	Stainless
86016	Tot Seat	2-5	8'   244 cm	Galvanized
S86016	Tot Seat	2-5	8'   244 cm	Stainless
86024	Belt Seat with anti-wrap hanger	5-12	8'   244 cm	Galvanized
S86024	Belt Seat with anti-wrap hanger	5-12	8'   244 cm	Stainless
86025	Tot Seat with anti-wrap hanger	2-5	8'   244 cm	Galvanized
S86025	Tot Seat with anti-wrap hanger	2-5	8'   244 cm	Stainless
86010	Made for Me	2-5	8'   244 cm	Galvanized
S86010	Made for Me	2-5	8'   244 cm	Stainless
86014	One-For-All	2-5 or 5-12	8'   244 cm	Galvanized
S86014	One-For-All	2-5 or 5-12	8'   244 cm	Stainless
86027	Made for Me with anti-wrap hanger	2-5	8'   244 cm	Galvanized
S86027	Made for Me with anti-wrap hanger	2-5	8'   244 cm	Stainless
86029	One-For-All with anti-wrap hanger	2-5 or 5-12	8'   244 cm	Galvanized
S86029	One-For-All with anti-wrap hanger	2-5 or 5-12	8'   244 cm	Stainless

Model	Description	Use Zone	Top Rail O.D.
86018	Inline Single Bay Swing 8'	32' x 23'6"   975 cm x 716 cm	3.5"   9 cm
86019	Additional Bay 8'	Use zones depend on number of bays added	3.5"   9 cm
86020	Accessible Inline Single Bay Swing 8'	32' x 24'10"   975 cm x 757 cm	3.5"   9 cm
86021	Additional Bay Accessible 8'	Use zones depend on number of bays added	3.5"   9 cm



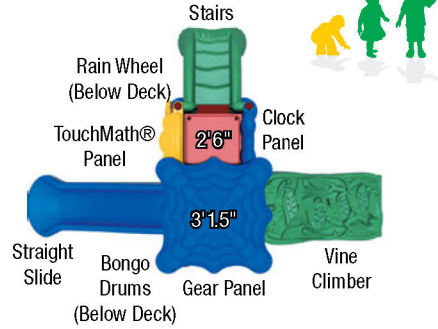
86018 Inline Single Bay 8' (244 cm) with 86021 Additional Bay 8' (244 cm)



86018 Inline Single Bay 8' (244 cm)



DC-2MDR



DC-2MDR (Top View)

### DC-2MR Discovery Center 2

Maximum play value is packed into a compact design, inspiring fine and gross motor development.

Ages:	2-5 years
Activities:	2 ground level, 7 elevated
Kid Capacity:	10-15
Fall Ht:	3'1.5"   96cm
Unit Weight:	688 lbs.
Use Zone:	22' x 27'   264 x 324 cm

#### Mounting Kits (Required)

For Loose Fill	
Anchor Bolt	02-08-0204
Ground Spike	02-08-0203
For Unitary Surfacing	
Anchor Bolt	02-08-0204
Inground Kit	02-08-0205

All activities from DC-1 plus Clock Panel



Kids will discover lady bugs, ants and snails in the Vine Climber.



DC-1SM

Quality play equipment helps make a positive impression with parents.

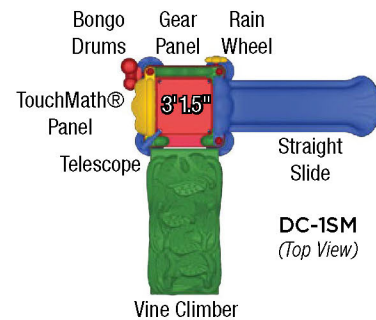
### DC-1SM Discovery Center 1

This efficient design is ideal for home early childhood centers, and can be used indoors or outside.

Ages:	2-5 years
Activities:	2 ground level, 5 elevated
Kid Capacity:	5-10
Fall Ht:	3'1.5"   96cm
Unit Weight:	415 lbs.
Use Zone:	22' x 22'   264 x 264 cm

#### Mounting Kits (Required)

For Loose Fill	
Anchor Bolt	02-08-0201
Ground Spike	02-08-0200
For Unitary Surfacing	
Anchor Bolt	02-08-0201
Inground Kit	02-08-0202



DC-1SM (Top View)

\*Not for installation over hard surfaces such as concrete, asphalt, or packed earth. Refer to ASTM F2373 for public and supervised surfacing and use zone requirements. ASTM F2373 is available for purchase at [www.astm.com](http://www.astm.com).

2-5 years

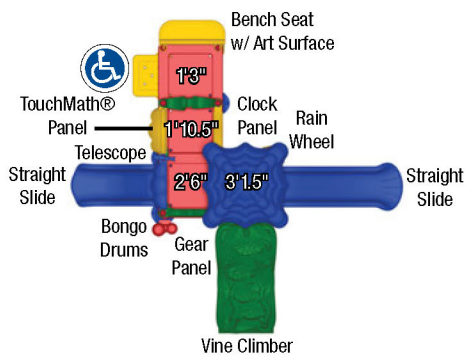


Front View



Reverse View

Top View



### DC-4LG Discovery Center 4

Our most popular design provides multiple climbing and sliding opportunities for up to 20 children.

Mounting Kits (Required)

Ages:	2-5 years
Activities:	4 ground level, 6 elevated
Kid Capacity:	15-20
Fall Ht:	3'1.5"   96 cm
Unit Weight:	875 lbs.
Use Zone:	27' x 28'   324 cm x 854 cm

For Loose Fill	
Anchor Bolt	02-08-0207
Ground Spike	02-08-0206
For Unitary Surfacing	
Anchor Bolt	02-08-0207
Inground Kit	02-08-0208

Meets or exceeds ADA guidelines for accessibility.  
Most activities from DC-2 plus Bench Seat and second Slide

## TOUCHMATH®

WWW.TOUCHMATH.COM 1-800-888-9191

All Discovery Centers exclusively feature a TouchMath® learning panel and free printed curriculum for bringing learning outdoors. TouchMath is an award-winning multisensory math curriculum designated for ages 2-5 years old.





# DC-5XLG Discovery Center 5

Superior detail and variety for hours of activity and increased teacher interaction.

Ages:	2-5 years
Activities:	5 ground level, 7 elevated
Kid Capacity:	20-25
Fall Ht:	3'9"   115cm
Unit Weight:	1,140 lbs.
Use Zone:	28' x 31'   854cm x 945cm

Mounting Kits (Required)

<b>For Loose Fill</b>	
Anchor Bolt	02-08-0210
Ground Spike	02-08-0209
<b>For Unitary Surfacing</b>	
Anchor Bolt	02-08-0210
Inground Kit	02-08-0211

Meets or exceeds ADA guidelines for accessibility. All activities from DC-4 PLUS Store Panel, Shapes & Colors Panel, and a longer Curved Slide for added play value.

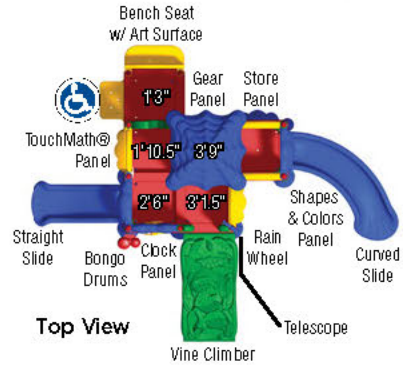


2-5 years



Tallest slide peaks at 3'9" inches for the most play value!

Reverse View



Moving the hands on the Clock Panel promotes fine motor development.



Front View

# pike's peak

UPLAY-014-P

Activities: 13

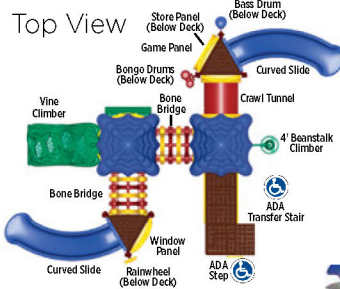
Kid Capacity: 30-40

Use Zone: 35' x 28' 6"  
884 cm x 342 cm

Fall Height: 4' 0" | 122 cm



## UPLAY-014-P pike's peak



Reverse View

Mounting Kits (Required)	Anchor Bolt	Ground Spike	Inground Kit
UPLAY-014-P Pike's Peak (playful)	33-12-0132	Included	33-12-0104
UPLAY-014-N Pike's Peak (natural)	33-12-0132	Included	33-12-0104





# carson's canyon

UPLAY-009-P

Activities:	11
Kid Capacity:	20-25
Use Zone:	44' 6" x 27'   1356 cm x 823 cm
Fall Height:	5' 0"   153 cm



2-5 or 5-12 years



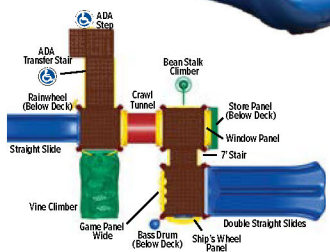
Reverse View



## carson's canyon

UPLAY-009-P

Top View



Mounting Kits (Required)	Anchor Bolt	Ground Spike	Inground Kit
UPLAY-009-P Carson's Canyon (playful)	33-12-0097	Included	33-12-0098
UPLAY-009-N Carson's Canyon (natural)	33-12-0097	Included	33-12-0098



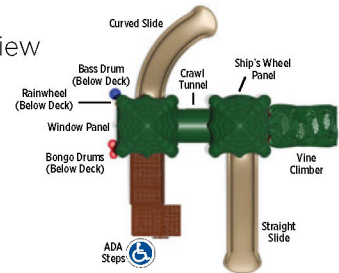
## signal springs

UPLAY-003-N

Activities:	8
Kid Capacity:	15-20
Use Zone:	28' x 30'   853 cm x 914 cm
Fall Height:	4' 0"   122 cm

Mounting Kits (Required)	Anchor Bolt	Ground Spike	Inground Kit
UPLAY-003-P Signal Springs (playful)	33-12-0087	Included	33-12-0088
UPLAY-003-N Signal Springs (natural)	33-12-0087	Included	33-12-0088

Top View



UPLAY TODAY™

# cumberland gap

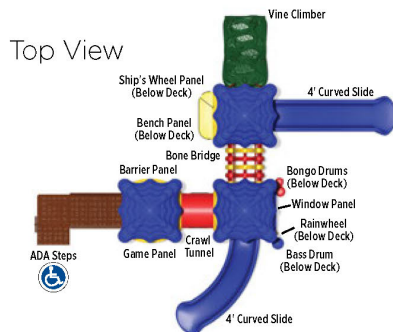
UPLAY-007-P

Activities: 11

Kid Capacity: 20-30

Use Zone: 32' x 36'  
975 cm x 1097 cm

Fall Height: 4'0" | 122 cm



**WARNING** - Installation over a hard surface such as concrete, asphalt, or packed earth may result in serious injury from falls.

Mounting Kits (Required)	Anchor Bolt	Ground Spike	Inground Kit
UPLAY-007-P Cumberland Gap (playful)	33-12-0053	Included	33-12-0095
UPLAY-007-N Cumberland Gap (natural)	33-12-0053	Included	33-12-0095

# hamilton ridge

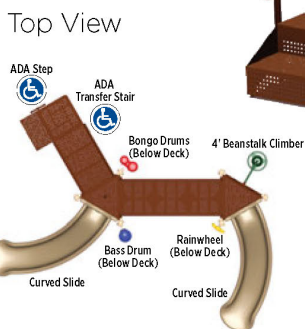
UPLAY-004-N

Activities: 7

Kid Capacity: 15-20

Use Zone: 29' x 27'  
884 cm x 823 cm

Fall Height: 4'0" | 122 cm



Mounting Kits (Required)	Anchor Bolt	Ground Spike	Inground Kit
UPLAY-004-P Hamilton Ridge (playful)	33-12-0089	Included	33-12-0090
UPLAY-004-N Hamilton Ridge (natural)	33-12-0089	Included	33-12-0090



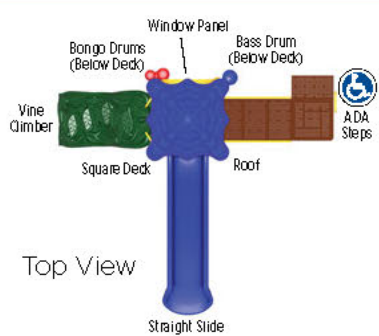
# south fork

UPLAY-001-P

Activities:	5
Kid Capacity:	10-15
Use Zone:	26' x 25' 792 cm x 762 cm
Fall Height:	4'0"   122 cm



2-5 or 5-12 years



color it **Natural** or **Playful**

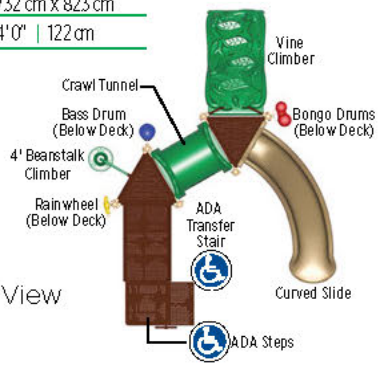
Mounting Kits (Required)	Anchor Bolt	Ground Spike	Inground Kit
UPLAY-001-P South Fork (playful)	33-12-0047	Included	33-12-0084
UPLAY-001-N South Fork (natural)	33-12-0047	Included	33-12-0084



# deer creek

UPLAY-002-N

Activities:	7
Kid Capacity:	15-20
Use Zone:	24' x 27' 732 cm x 823 cm
Fall Height:	4'0"   122 cm



Mounting Kits (Required)	Anchor Bolt	Ground Spike	Inground Kit
UPLAY-002-P Deer Creek (playful)	33-12-0085	Included	33-12-0086
UPLAY-002-N Deer Creek (natural)	33-12-0085	Included	33-12-0086

# freestanding equipment

adds fun to any playground!

## 66524 Sand Spot

Plastic dome basin is a great place to mix sand & water. Colors as shown.



## 66575 Paint & Play

The clear, unbreakable polycarbonate window is great for painting with watercolors. Holes cut in the shelves provide a handy place to rest paint cups and brushes, and the window is rewashable for re-usable fun. Does not include paints, brushes or supplies.



Model	Description
66575P	Red
66575N	Green

## TZBAL-8 Zig-Zag

Balance Beam 2-5 or 5-12 Years

- High quality thermoplastic coating resists impacts and is UV stable
- Mounts in-ground on 2-3/8" support posts
- Requires the use of safety surfacing
- Use zone: 20' x 13' | 610 cm x 396 cm
- 4" wide x 8' long
- Colors as shown



## 02-07-0055 2-Rider Spring See Saw 2-5 Years

Encourage social interaction with the Spring See Saw designed for two riders. Colors as shown.

- Appropriate for ages 2-5
- Powder coated blue frame with red seats
- Anchor bolts included for mounting
- In-ground mounting kit also available: #02-07-0104 (sold separately)
- Requires the use of safety surfacing
- Use zone: 20' x 13' | 610 cm x 396 cm



## ▲ Crawl Tunnel 2-5 Years

- Playful portholes provide supervision & a brighter interior
- Includes surface mount footers and ground spikes
- Assembly required
- In-ground mount kit also available: #02-05-0079 (sold separately)
- Requires the use of safety surfacing
- Use zone: 16' x 15' | 488 cm x 457 cm

Model	Description
02-07-0057-GRN	Green
02-07-0057-RED	Red



02-07-0054 Truck



02-07-0053 Horse

## Spring Riders 2-5 Years

UPlayToday™ Spring Riders are an excellent way to add excitement and imaginative play to a new or existing playground. Colors as shown.

- HDPE body
- Heavy-duty surface mount steel spring
- Anchor bolts included for mounting
- In-ground mounting kit also available: #02-07-0081 (sold separately)
- Requires the use of safety surfacing
- Use zone: 15' x 13' | 457 cm x 396 cm

**WARNING** – Installation over a hard surface such as concrete, asphalt, or packed earth may result in serious injury from falls.



**SLIDE-P**

**4' Freestanding Slide 2-5 or 5-12 Years**

- The 4' high slide adds the most popular activity to any play space
- 3-1/2" powder coated steel uprights, perforated, coated steel stairs
- Heavy-duty rotomolded straight slide with matching entrance
- Colors as shown
- Assembly and in-ground installation is required
- 3'6" wide x 11'6" long x 7'6" high
- Use zone: 24' x 16' | 732 cm x 488 cm



**PMOON GeoDome 5-12 Years**

- A classic climbing addition to any playground
- Constructed with 1" O.D. galvanized steel pipe
- Multi-color powder coated connectors
- Mounts in-ground
- Requires the use of safety surfacing
- 3'6" high x 7'6" diameter
- Use zone: 20' (310 cm) diameter

**PJHLAD Early Childhood Horizontal Ladder 2-5 Years**

- Great upper body development for ages 2-5
- The Tire Boost Package adds height assistance and prevents surfacing displacement (*sold separately*)
- 19-1/2" wide x 6' long x 52" high when installed
- Use zone: 18' x 14' | 549 cm x 427 cm
- Colors as shown



**PHLAD Horizontal Ladder 5-12 Years**

- Powder coated steel with cast aluminum corner connectors
- 2-3/8" O.D. galvanized zinc tubing
- 19-1/2" wide x 12' long x 80" high when installed
- Requires the use of safety surfacing
- Use zone: 24' x 14' | 732 cm x 427 cm
- Colors as shown



2-5 or 5-12 years



CALL FOR INFORMATION ABOUT **Add-a-Bay swings!**

**Bipod Swings 2-5 or 5-12 Years**

**PBP-8-2SC-GRN** 8' Double Bay with Strap & Tot Seats

- 8' high single bay or double bay frames
- 2-3/8" galvanized pipe top rail and 2-3/8" diameter legs
- Commercial strap seats or tot seats
- Powder coated blue (BLU) or green (GRN) yoke connectors
- Seats, swing hangers, chain and factory-closed S-hooks included with swing sets



▲ Tot Seat ▼ Strap Seat



**Swing Seat ▲ & Hardware Packages**

Packages include (1) seat, (2) hangers, (2) chains and (4) S-hooks

Model	Description
02-07-0100	Commercial Strap Seat Package
02-07-0101	Commercial Tot Seat Package

Green Model	Blue Model	Beam Ht.	Description	Seat Style	Use Zone
PBP-8-1S-GRN	PBP-8-1S-BLU	8'	Single Bay	Strap Seats	24'11" x 32'   759 cm x 975 cm
PBP-8-2S-GRN	PBP-8-2S-BLU	8'	Double Bay	Strap Seats	36'3" x 32'   1105 cm x 975 cm
PBP-8-1C-GRN	PBP-8-1C-BLU	8'	Single Bay	Tot Seats	24'11" x 32'   759 cm x 975 cm
PBP-8-2C-GRN	PBP-8-2C-BLU	8'	Double Bay	Tot Seats	36'3" x 32'   1105 cm x 975 cm
PBP-8-2SC-GRN	PBP-8-2SC-BLU	8'	Double Bay	(2) Strap Seats (2) Tot Seats	36'3" x 32'   1105 cm x 975 cm

color it

Natural

or

Playful



ALTERNATE CONFIGURATION

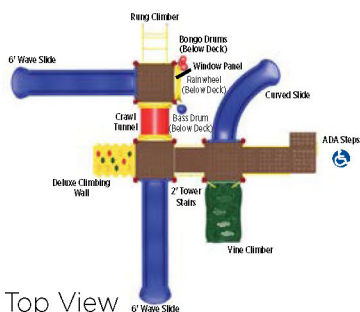
## boulder point UPLAY-079-P

Activities: 9

Kid Capacity: 20-30

Use Zone: 42' 3" x 40' 3"  
1288 cm x 1227 cm

Fall Height: 6' 0" | 183 cm



Top View

DURABLE  
3 1/2"  
DIAMETER  
GALVANIZED  
STEEL UPRIGHT  
POSTS

Reverse  
View



Mounting Kits (Required)	Anchor Bolt	Ground Spike	Inground Kit
UPLAY-079-P Boulder Point (playful)	33-12-0082	Included	33-12-0110
UPLAY-079-N Boulder Point (natural)	33-12-0082	Included	33-12-0110

## maddie's chase UPLAY-006-P

Activities: 8

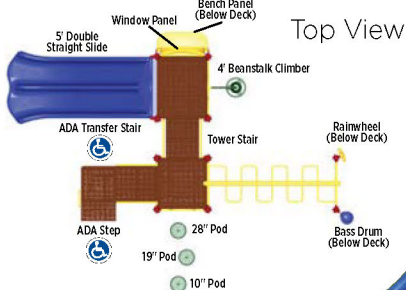
Kid Capacity: 25-35

Use Zone: 39' x 27' 6"  
1189 cm x 838 cm

Fall Height: 5' 0" | 153 cm

Mounting Kits (Required)	Anchor Bolt	Ground Spike	Inground Kit
UPLAY-006-P Maddie's Chase (playful)	33-12-0093	Included	33-12-0094
UPLAY-006-N Maddie's Chase (natural)	33-12-0093	Included	33-12-0094

**WARNING** – Installation over a hard surface such as concrete, asphalt, or packed earth may result in serious injury from falls.



Top View

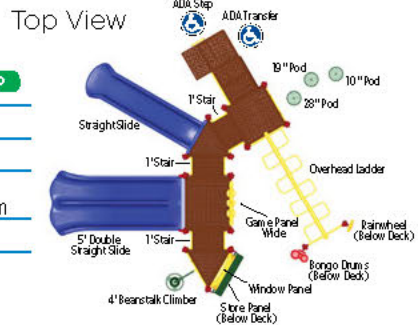






5-12 years

**eagle rock** UPLAY-010-P  
 Activities: 10  
 Kid Capacity: 30-40  
 Use Zone: 29' 6" x 38'  
 899 cm x 1158 cm  
 Fall Height: 5' 0" | 153 cm



Mounting Kits (Required)	Anchor Bolt	Ground Spike	Inground Kit
UPLAY-010-P Eagle Rock (playful)	33-12-0099	Included	33-12-0100
UPLAY-010-N Eagle Rock (natural)	33-12-0099	Included	33-12-0100

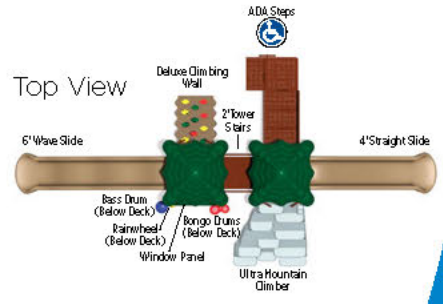
UPLAYTODAY™  
 STRUCTURES MEET  
**ADA**  
 REQUIREMENTS

Mounting Kits (Required)	Anchor Bolt	Ground Spike	Inground Kit
UPLAY-008-P Bighorn (playful)	33-12-0054	Included	33-12-0096
UPLAY-008-N Bighorn (natural)	33-12-0054	Included	33-12-0096



**bighorn**  
 UPLAY-008-N

Activities: 7  
 Kid Capacity: 15-20  
 Use Zone: 29' x 37'  
 884 cm x 1128 cm  
 Fall Height: 6' 0" | 183 cm



**THINK  
beyond  
PLAY...  
ADD  
shade  
SEE PAGE 66**

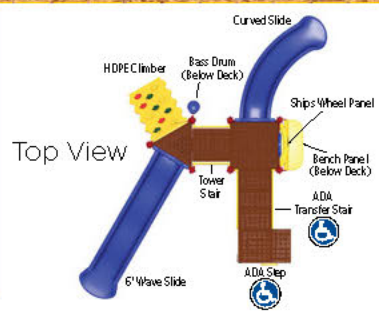
# timber glen

**UPLAY-005-P**

Activities: 6  
Kid Capacity: 10-15  
Use Zone: 29'x35'  
884 cm x 1067 cm  
Fall Height: 6'0" | 183 cm



**THINK  
beyond  
PLAY...  
ADD BORDER  
timbers  
SEE PAGE 64**



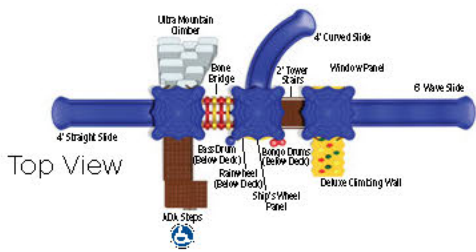
Mounting Kits (Required)	Anchor Bolt	Ground Spike	Inground Kit
UPLAY-005-P Timber Glen (playful)	33-12-0091	Included	33-12-0092
UPLAY-005-N Timber Glen (natural)	33-12-0091	Included	33-12-0092

# rainbow lake

**UPLAY-012-P**

Activities: 10  
Kid Capacity: 20-30  
Use Zone: 46' x 27'  
Fall Height: 6'0" | 183 cm

**UPLAYTODAY™  
STRUCTURES MEET  
ADA  
REQUIREMENTS**



Mounting Kits (Required)	Anchor Bolt	Ground Spike	Inground Kit
UPLAY-012-P Rainbow Lake (playful)	33-12-0055	Included	33-12-0101
UPLAY-012-N Rainbow Lake (natural)	33-12-0055	Included	33-12-0101



**WARNING** – Installation over a hard surface such as concrete, asphalt, or packed earth may result in serious injury from falls.

# slide mountain

UPLAY-015-N

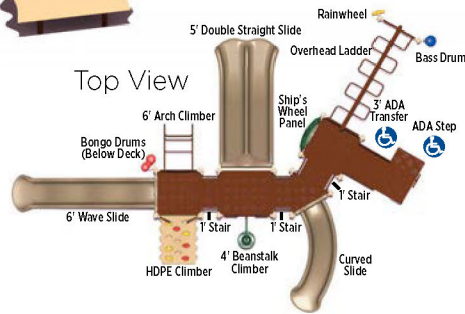
Ages: 5-12

Activities: 5

Kid Capacity: 30-40

Use Zone: 47' x 37'  
1433 cm x 1128 cm

Fall Height: 6' 0" | 183 cm



Mounting Kits (Required)	Anchor Bolt	Ground Spike	Inground Kit
UPLAY-015-P Slide Mountain (playful)	33-12-0105	Included	33-12-0106
UPLAY-015-N Slide Mountain (natural)	33-12-0105	Included	33-12-0106

5-12 years

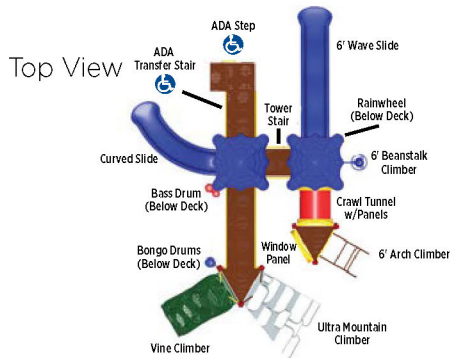


color it

Natural

or

Playful



# clingman's dome

UPLAY-016-P

Activities: 10

Kid Capacity: 35-45

Use Zone: 43' 6" x 29'  
1326 cm x 884 cm

Fall Height: 6' 0" | 183 cm



Mounting Kits (Required)	Anchor Bolt	Ground Spike	Inground Kit
UPLAY-016-P Clingman's Dome (playful)	33-12-0907	Included	33-12-0108
UPLAY-016-N Clingman's Dome (natural)	33-12-0907	Included	33-12-0108



## chimney tops

UPLAY-029-N

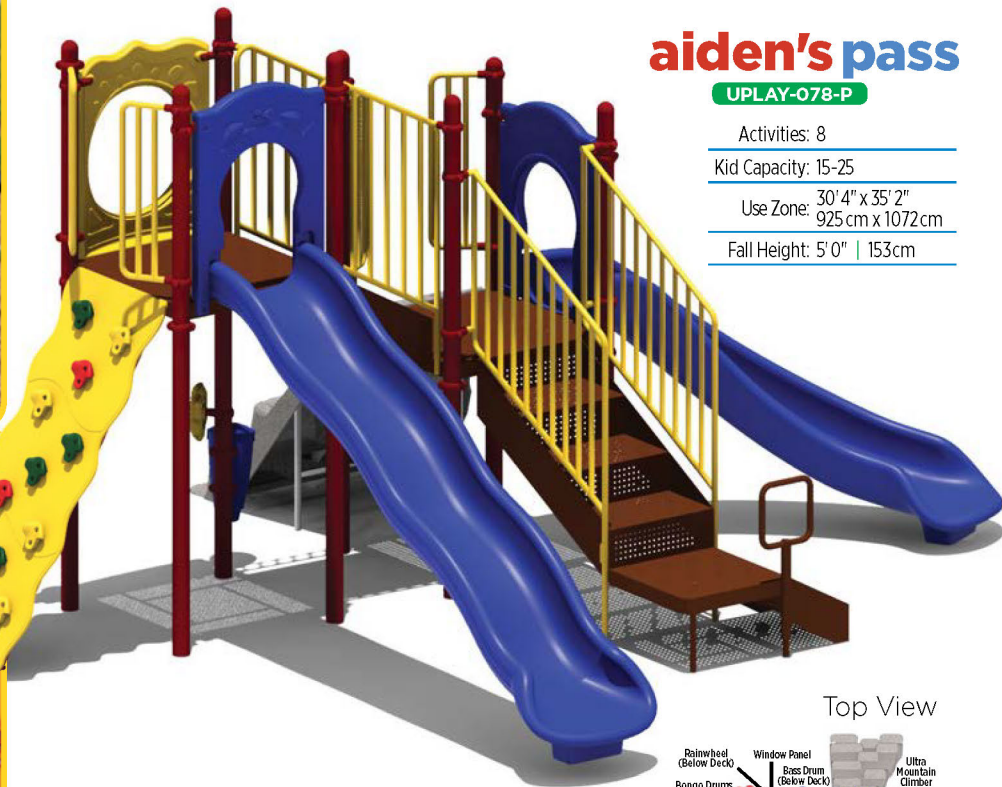
Activities:	14
Kid Capacity:	35-45
Use Zone:	44' 7" x 40' 3" 1359 cm x 1227 cm
Fall Height:	6' 0"   183cm

Mounting Kits (Required)	Anchor Bolt	Ground Spike	Inground Kit
UPLAY-073-P Four Peaks (playful)	33-12-0080	Included	33-12-0128
UPLAY-073-N Four Peaks (natural)	33-12-0080	Included	33-12-0128

## aiden's pass

UPLAY-078-P

Activities:	8
Kid Capacity:	15-25
Use Zone:	30' 4" x 35' 2" 925 cm x 1072 cm
Fall Height:	5' 0"   153cm



Mounting Kits (Required)	Anchor Bolt	Ground Spike	Inground Kit
UPLAY-078-P Aiden's Pass (playful)	33-12-0081	Included	33-12-0130
UPLAY-078-N Aiden's Pass (natural)	33-12-0081	Included	33-12-0130

**WARNING** - Installation over a hard surface such as concrete, asphalt, or packed earth may result in serious injury from falls.

# big sky

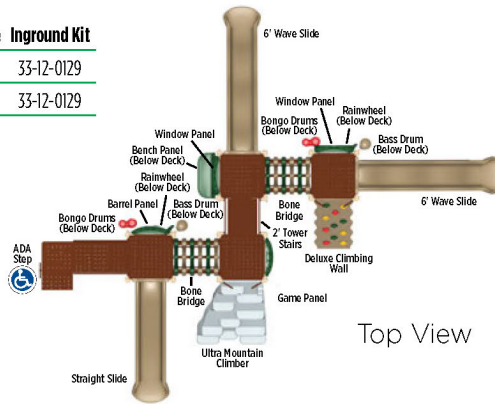
UPLAY-080-N

Activities:	12
Kid Capacity:	35-45
Use Zone:	49'1" x 44' 6" 1496 cm x 1356 cm
Fall Height:	6'0"   183cm



Mounting Kits (Required)	Anchor Bolt	Ground Spike	Inground Kit
UPLAY-080-P Big Sky (playful)	33-12-0083	Included	33-12-0129
UPLAY-080-N Big Sky (natural)	33-12-0083	Included	33-12-0129

color it



5-12 years



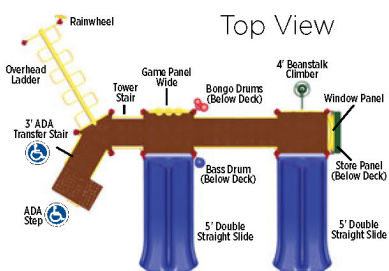
# mount macon

UPLAY-013-P

Activities:	6
Kid Capacity:	10-15
Use Zone:	35' 6" x 35' 7" 1082 cm x 1085 cm
Fall Height:	6'0"   183cm



Mounting Kits (Required)	Anchor Bolt	Ground Spike	Inground Kit
UPLAY-013-P Mount Macon (playful)	33-12-0102	Included	33-12-0103
UPLAY-013-N Mount Macon (natural)	33-12-0102	Included	33-12-0103






A PLAYCORE Company

# What is snug play?

Snug Play is a new approach to play spaces that allows children of all ages to play to their own ability. With no right or wrong way to play, children can create a dynamic play space that stimulates spontaneous play and cooperation as they create endless configurations. Requiring no installation, the Snug Play elements combine soft and rigid surfaces for a tactile play experience that can be used indoors or outside. Ask your sales representative about short videos showing children and Snug Play in action!

Ten Play Inspiration activity cards, created by educators, are included with every purchase of Snug Play. Whether in free-play or semi-structured play, facilitators can offer simple prompts to further inspire or extend children's learning through play.



ALL ages



## Mini System

An entry level kit for a smaller number of children.

Kid Capacity:	10-20
Space Required:	12'x12'   144 sq. ft. 366 cm x 366 cm
Weight:	266 lbs.

\*Averages based on typical play space.

	wave	bump	wall	noodle
items:				
qty:	2	2	1	10



## Beginner System

Great for the average classroom of children in a small setting.

Kid Capacity:	20-30
Space Required:	15'x15'   225 sq. ft. 457 cm x 457 cm
Weight:	343 lbs.

\*Averages based on typical play space.


	wave	bump	cone	wall	pad	spider	noodle
items:							
qty:	2	2	1	2	1	1	10



USE YOUR  
SMART PHONE  
TO SEE  
**snug play**  
or visit [www.snugplayusa.com](http://www.snugplayusa.com)



Play systems  
**powered**  
by a child's  
imagination.



### Max System

Accommodates a large number of children with a variety of different play elements.

Kid Capacity: 40-60

Space Required: 35' x 35' | 1,255 sq. ft.  
1067 cm x 1067 cm

Weight: 978 lbs.

*\*Averages based on typical play space.*

	wave	bump	compact loop	cone	wall	pad	spider	noodle
items:								
qty:	6	4	9 pieces	2	4	2	2	20

### Starter System

Ideal for larger class sizes wanting more creative play pieces, this is the smallest kit offering our Loop Ring!

Kid Capacity: 30-40

Space Required: 25' x 25' | 625 sq. ft.  
762 cm x 762 cm

Weight: 644 lbs.

*\*Averages based on typical play space.*

	wave	bump	loop ring	cone	wall	pad	spider	noodle
items:								
qty:	4	3	6 pieces	2	2	1	1	10



ALL ages



### Ultimate System

Our largest system contains architectural elements, such as the loop and mound, to offer the most opportunities for creative play.

Kid Capacity: 60-80

Space Required: 40' x 40' | 1,600 sq. ft.  
1219 cm x 1219 cm

Weight: 1,637 lbs.

*\*Averages based on typical play space.*

	wave	bump	full loop	cone	wall	pad	spider	noodle	mound
items:									
qty:	8	6	18 pieces	2	4	2	2	20	1




**snug play** compels children to be more active and more creative than with any other type of play equipment. Cooperation and communication are uniquely required as they use their imagination together. Once you have purchased a Snug Play system, additional elements can be purchased as needed.

# the **mound** combo

The Mound dramatically transforms your play area's landscape and topography to inspire creative play, allowing children to create and experience various levels of terrain. They are only limited by their own imaginations!


ALL ages



SNUG-MD

## the **standard** mound

Our most popular combo. Jump it. Climb it. Walk it.



SNUG-MMD

## **mini** mound


Great for early childhood areas.



SNUG-MDP

## the **standard+plus**

Provides additional surface area for creative play.



SNUG-MMDP

## the **mini+plus**

Our mid-size system offers lots of possibilities.



SNUG-MDX

## the **standard+extended**

Our largest system with endless combinations.



# the **loop** combos

The Loop can be reconfigured by children using hook-and-loop fastening straps. Metal plates and bolts are also included for utilizing the Loop as a fixed structure.

## the **loop ring**

Consisting of 6 pieces, the Loop Ring is great for games, balancing and socializing.



SNUG-LPR

## the **compact loop**

Allows for creativity, games, and changing landscapes. Consists of 9 pieces.



SNUG-CLP

## the **full loop**

Our largest and most popular combo.



SNUG-LP

18 pieces allow children to create a unique and changeable landscape through cooperation.



# mound combos details

Mound Component	Weight	Dimensions		mini SNUG-MMD	mini + plus SNUG-MMDP	standard mound SNUG-MD	standard + plus SNUG-MDP	standard + extended SNUG-MDX
<b>Q</b> quad	52 lbs.	39.5" x 39.5" x 23" 100 cm x 100 cm x 58 cm		4	4	4	4	4
<b>R</b> ramp	41 lbs.	39.5" x 39.5" x 23" 100 cm x 100 cm x 58 cm		0	2	2	6	6
<b>P</b> platform	45 lbs.	39.5" x 19.5" x 23" 100 cm x 50 cm x 58 cm		0	0	0	1	1
<b>S</b> slab	20 lbs.	39.5" x 19.5" x 3.5" 100 cm x 50 cm x 9 cm		0	0	0	0	6



USE YOUR  
SMART PHONE  
TO SEE  
**snug play**  
or visit [www.snugplayusa.com](http://www.snugplayusa.com)

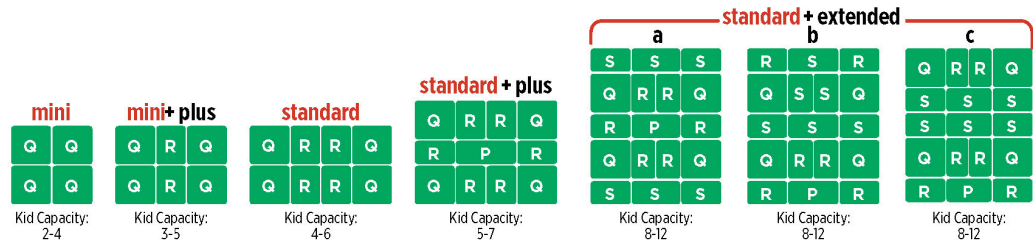


snug play usa




ALL ages

# mound combos overhead configurations




ONLY **minimal**  
installation  
REQUIRED




# Safety Surfacing Solutions



## Poured In Place

Utilizing recycled products, SurfaceSure's Poured Rubber Surfacing offers a range of superior surfaces designed to fit any budget. These two-layered unitary products are impact absorbing, providing resilient non-skid surfaces that are an excellent choice for accessibility. The surface layer may be specified as one or a combination of colors, encouraging graphic designs that can range from custom logos to simple games like tic-tac-toe and hopscotch, along with unique sound options.  These graphics can be utilized to enhance ground level play on every playground, thus increasing play value!



Create custom colors and save money by blending with varying amounts of black and color!

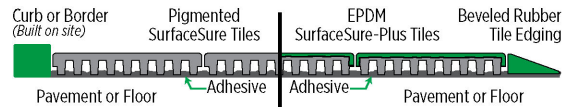


## Interlocking & Standard Tiles




Standard

We offer Interlocking Tiles and Standard Tiles (individually glued to subbase) to meet your site-specific needs. SurfaceSure Tiles are available in various thicknesses to provide the appropriate amount of impact attenuation for the fall height of your structure or play event. Tile surfacing allows for easy replacement of small areas of surfacing. Premium multicolored tiles, custom edging options and ADA accessible ramp tiles are also available.



## Engineered Wood Fiber

SurfaceSure Engineered Wood Fiber is specifically designed and engineered per the ASTM standard for impact attenuation on playground surfaces. Use Wear Mats and Border Timbers, and periodic maintenance including adding fiber is needed to maintain the required depth. When compacted, SurfaceSure Engineered Wood Fiber meets the ASTM standard specification for determination of accessibility of surface systems for playgrounds.



## Border Timbers

- Retain loose fill safety surfacing
- Easy to install
- Includes one spike each
- Made with 100% recycled materials



## Curb/Ramp Adapter

- Required for use with Access Ramp when using 12" (30cm) high Border Timbers
- Must use a left and right hand adapter
- Also used for transition between 8" (20cm) and 12" (30cm) curbs
- Recycled Black



Model	Description	Dimensions
02-07-0075-BLK	12" (30cm) Border Timbers	4' x 12" x 3"   (122 cm x 30 cm x 8 cm)
02-07-0076-BLK	8" (20cm) Border Timbers	4' x 8" x 3.5"   (122 cm x 20 cm x 9 cm)
02-07-0124-BLK	Timber Adapter (Left)	
02-07-0125-BLK	Timber Adapter (Right)	
02-07-0078-BLK	ADA Access Ramp	

# Site Amenities



358PS-PLP

## Portable Preschool Table

The Portable Preschool Table is 20" (51cm) high and comes in a 46" (117 cm) octagon, round or square top with rounded corners. This table is also available as a learning table with full alphabet and numbers 0-9 to compliment your early childhood setting.

- 1-5/8" O.D. (4 cm) all MIG welded pipe with 1-1/16" O.D. (2.7 cm) brace
- Walk through design
- All stainless steel hardware

Model	Description	Dimensions
358PS-PLP	46" (117 cm) Octagon	78" x 78" x 20"   (199 cm x 199 cm x 51 cm)
358PS-PLP	46" (117 cm) Round	78" x 78" x 20"   (199 cm x 199 cm x 51 cm)
358PS-PLP	46" (117 cm) Square (rounded corners)	78" x 78" x 20"   (199 cm x 199 cm x 51 cm)
358PS-PLP	46" (117 cm) Learning Table	78" x 78" x 20"   (199 cm x 199 cm x 51 cm)

## Portable Child's and Standard Size Benches

- Diamond pattern
- Thermoplastic green or blue coating with powder coated black frame
- 1-1/16" (2.7 cm) O.D. brace
- All stainless steel hardware

Model	Description	Dimensions
940PPS-V6	3' Portable Child's Bench	36" x 20" x 25"   (92 cm x 51 cm x 64 cm)
940P-V6	6' Standard Size Bench	72" x 26" x 38"   (183 cm x 66 cm x 97 cm)
940P-V8	8' Standard Size Bench	96" x 26" x 38"   (244 cm x 66 cm x 97 cm)



940P-V8

### Standard Size Bench

- 6' (183 cm) or 8' (244 cm) portable bench
- 18" (46 cm) high seating
- 2-3/8" (6 cm) O.D. frame

### 3' Portable Child's Bench

- 3' (92 cm) portable bench
- 12" (30 cm) high seating
- 1-5/8" (4 cm) O.D. frame



940PPS-V3



158PS-V6

## Child's Picnic Table

4' (122 cm) or 6' (183 cm) portable preschool table with rounded corners

- 12" (30 cm) high seating, 20" (51 cm) high table
- 1-5/8" (4 cm) O.D. frame
- Thermoplastic green or blue coating w/ powder coated black frame
- All stainless steel hardware
- Diamond pattern
- 1-1/16" (2.7 cm) O.D. brace

Model	Description	Dimensions
158PS-V4	4' (117 cm) Child's Picnic Table	48" x 70" x 20"   (122 cm x 178 cm x 51 cm)
158PS-V6	6' (117 cm) Child's Picnic Table	72" x 70" x 20"   (183 cm x 178 cm x 51 cm)



238-V6

## Standard Size Table


- 6' (183 cm) or 8' (244 cm) portable table
- 18" (46 cm) high seating, 30" high table
- Diamond pattern
- 2-3/8" (6 cm) O.D. frame
- 1-1/16" (2.7 cm) O.D. brace
- Thermoplastic green or blue coating with powder coated black frame
- All stainless steel hardware

Model	Description	Dimensions
238-V6	6' Rectangular Table	72" x 70" x 30"   (183 cm x 178 cm x 77 cm)
238-V8	8' Rectangular Table	96" x 70" x 30"   (244 cm x 178 cm x 77 cm)

## MEC-003 Caregiver Bench

100% recycled plastic lumber slats with a powder coated black steel frame.

- 5' x 19" (152 cm x 53 cm)



MEC-003

# Complete your early childhood environment with



Square Shade      Triangle Sail Shade      Umbrella Shade

Ask your early childhood specialist  
about the right shade option  
for your facility

**ultrashade™**  
By **ultra site**

ASTM standards recommend shade for early childhood play areas. By integrating shade over the play space, children are offered protection from the sun and harmful UV rays. With options of both standard shapes and custom-designed structures, your early childhood specialist will guide you through a simplified process of providing the appropriate shade that protects your recreation investment and your youngest constituents.



## Design Features:

- 1 All steel tubing and bolts meet or exceed ASTM Standards
- 2 Framework is engineered to withstand wind gusts up to 90 mph with fabric and up to 150 mph with fabric removed
- 3 Structures are free of sharp edges and corners
- 4 Galvanized aircraft-quality cable resists rust


Blocks up to 97% of harmful UV rays

Lockstitch technique prevents frays or unraveling

Temperature reductions up to 30 degrees

Corrosion resistant, powder-coated steel tubing

Mildew and rot resistant fabric



[www.shadeandshelters.com](http://www.shadeandshelters.com)

Create an outdoor classroom with a high quality **Shelter!**

These commercial grade outdoor shelters provide shade and comfort for outdoor classrooms, picnic pavilions, and other areas required shelter from the sun and rain.

**ultrashelter**  
By **ultra site**





## Be confident in your investment

As a premier provider of play and recreation equipment, we have made a significant investment to ensure that your playground meets all safety standards and provides developmentally appropriate activities for children of all abilities.


### Standards & Organizations

Here are just a few of the standards & organizations that guide our design and manufacturing processes.

 The **ISO 14001** designation certifies that our manufacturing facility is environmentally responsible and that we strive to reduce our carbon footprint every day.\*

 **ISO 9001** industry certification provides a quality management system that sets quality control measures and processes for equipment design, development, production, installation, inspection, and testing.\*

 All of our products are tested to either meet or exceed **ASTM standards**, the globally recognized leader in the development and delivery of international standards designed to improve product quality, enhance safety, facilitate market access and trade, and build consumer confidence.

 The **Consumer Product Safety Commission** informs the public of current product safety performance and recommended practices. CPSC standards are cited in the NAEYC Early Childhood Program Standards and Accreditation Criteria Guidance as a reliable source for playground safety standards.

### Services



#### Nationwide Installation Program

We offer affordable delivery and installation pricing throughout the continental USA for all products shown in this catalog. Our third party vendor has been providing quality installation and delivery services since 1978. Call your representative to learn more about this program.



#### Flexible Finance Program

Find out if you qualify for flexible financing by scanning the QR code below. Complete the online financing request form, and bring new play opportunities to your early childhood facility and your community. Call 888-403-7684 to learn more.



### Partnerships



#### Strong Foundations

Planning, Purchasing, and Protecting Playground Surface Investments. This useful resource was created by PlayCore® to raise awareness about some considerations to make when planning, purchasing, and protecting your surfacing investment. This booklet includes case examples, features and benefits of each surfacing type, play value information, planning checklists, and more.



#### Me2<sup>SM</sup> Design Guidebook

The principles explained in the Me2 Design Guidebook ensure that children have access to opportunities to be **smart, included, safe, independent, active, comfortable**, and experience **fair** and equitable play. UltraPlay<sup>®</sup> is dedicated to inclusive play environments where everyone can be part of the fun. *Developed in partnership with PlayCore and*



#### AAPAR & AAHPERD

The Play On! program is developed in partnership with AAPAR & AAHPERD American Association for Physical Activity and Recreation (AAPAR) and the American Alliance for Health, Physical Education, Recreation and Dance (AAHPERD). Websites: [www.aapar.org](http://www.aapar.org) / [www.aahperd.org](http://www.aahperd.org).







#### 2 Play Together<sup>SM</sup>

Establish inclusive communities by creating awareness, breaking down barriers, and fostering friendships. 2 Play Together<sup>SM</sup> playground activities take inclusive play to the next level by promoting character development. This guide gives teachers and programers strategies to promote meaningful play, understanding, and fun between children with and without disabilities. Developed in partnership with PlayCore and








### Limited Warranty

Brand	5 years	10 years	15 years	50 years
	NET CONSTRUCTION	HDPE PANELS FIBERGLASS SIGNAGE	ROTOMOLDED PLASTIC CONDITIONED WOOD	METAL UPRIGHTS RECYCLED PLASTIC LUMBER
		HDPE PANEL	STEEL DECKS METAL PARTS	
	ROTOMOLDED PLASTIC BLOW MOLDED PLASTIC GROUND MOUNT METAL PARTS	UPRIGHT POSTS POST CAPS HARDWARE		
	METAL PARTS GROUND MOUNT METAL PARTS	UPRIGHT POSTS		

Visit our website for more warranty information

\*Select PlayCore facilities are ISO 9001 and ISO 14001 certified.

MOUNTING OPTIONS	SURFACE MOUNTING		IN GROUND KIT	PORTABLE OPTION
	SOLD SEPARATELY		ALL EARLYWORKS ARE DESIGNED FOR <b>IN GROUND</b> INSTALLATION	N/A
	SOLD SEPARATELY		SOLD SEPARATELY	<b>COMES STANDARD</b>
	GROUND SPIKE OR ANCHOR BOLT <b>COMES STANDARD</b>		SOLD SEPARATELY	<b>STANDARD ON SPROUT ONLY</b>
	GROUND SPIKE <b>COMES STANDARD</b>	ANCHOR BOLT SOLD SEPARATELY	SOLD SEPARATELY	N/A
	ALL SNUGPLAY COMPONENTS ARE <b>PORTABLE</b>			

# move think learn!

**ON SITE training AVAILABLE**


## StartFIT™



### Classroom Activity Package FOR GRADES K TO 2ND

Created *BY* educators *FOR* educators, the **StartFIT™ Classroom Activity Package** brings activity, health and nutrition into K-2 general education classrooms. The package includes easy-to-use lesson plans and accompanying product to get children moving in creative and engaging ways. A variety of 10-, 20- and 30-minute activities are set both within the classroom and in other activity spaces.

- 75 Activities
- 20 Yoga Cards
- 1 Music CD
- 1 Crawl Tunnel
- 1 Balzac
- 3 Urchin Balls
- 30 Activity Scarves
- 1 Stopwatch
- 15 Hula Hoops
- 30 Poly Spots
- 26 Cones
- 2 Foam Dice
- 30 Streamers
- 1 Parachute
- 2 Foam Balls
- 26 Alphabet Bean Bags
- 10 Numbered Bean Bags
- 15 Foam Noodles
- 10 Bases
- 46 Connectors
- 5 Puzzle Beams
- 1 Kickball
- 2 Beach Balls
- 6 Wiffle Balls
- 3 Hop Along Balls
- 6 Jump Ropes
- 4 Coated Foam Balls
- 1 Hand Pump



**800.476.7366 | www.startfitschools.com**

Use our convenient worksheet to assess the quality of your outdoor play environment, identify areas of strength and need, and help set priorities to add a variety of equipment that support these learning categories.

### Learning Categories

## Playground Equipment

Friendship Table	MEC-024	22	Item #	Catalog Page #	6-23 Months	Gardening	Cozy Spots	Creative Arts	Circle Time	Gross Motor	Outdoor Classroom	Math & Counting	Music & Movement	Trike Path	Dramatic Play	Science	Sand & Water	Sensory-Motor	Literacy & Language	

## My Existing Equipment

\*These research-based outdoor environment categories were derived from the following resources: Casey, T. (2007). Environments for outdoor play: A practical guide to making space for children. London: Paul Chapman Publishing Company; DeBord, K., Hestenes, L., Moore, R., Cosco, N., & McGinnis, J. (2005). POEWS: Preschool outdoor environment measurement scale. Lewisville, NC: Kaplan, National Association for the Education of Young Children (2011). All criteria document. Washington, DC: NAEYC; U.S. Department of Health and Human Services, Administration for Children and Families, Office of Head Start. (2010). The head start child development and early learning framework: Promoting positive outcomes in early childhood programs serving children 3-5 years old. Arlington, VA: U.S. Department of Health and Human Services.



# ultraPLAY<sup>®</sup>

A PLAYCORE Company

UltraPlay

1675 Locust Street,

Red Bud, IL 62278

888.403.7684 [ultraplay.com](http://ultraplay.com)

UP0714



[facebook.com/uplaytoday](https://facebook.com/uplaytoday)



Your Play Solutions Provider is:

## play solutions for **early childhood** and beyond...



*Playgrounds provide a great way for children to exercise, socialize, and learn new skills. Why not enhance this area with site furnishings, shade, and safety surfacing so that everyone in the community can enjoy the space?*

Let us show you how **ultraPLAY** can be your **One Stop Recreation Solution.**

